


# FOPX 609TFD-24



Spare parts catalogue  
Reservdelskatalog  
Ersatzteilkatalog  
Catalogue de pièces de  
rechange  
Catalogue de piezas de  
recambio  
Каталог запасных  
частей

Catalogo parti di ricambio  
Catalogo de pecas  
sobressalentes  
Varaosaluettelo  
Καταλογος  
ανταλλακτικων  
Reserveonderdelen-  
catalogus  
Reservedelskatalog

Alfa Laval Separation AB  
Separator Manuals, dept. SKL  
S-147 80 Tumba, Sweden

Telephone: +46 8 53 06 50 00  
Telefax: +46 8 53 06 50 29

Printed in Sweden, 96-12

**© Alfa Laval Separation AB 1996**

This publication or any part thereof may not be reproduced or transmitted by any process or means without prior written permission of Alfa Laval Separation AB.

---

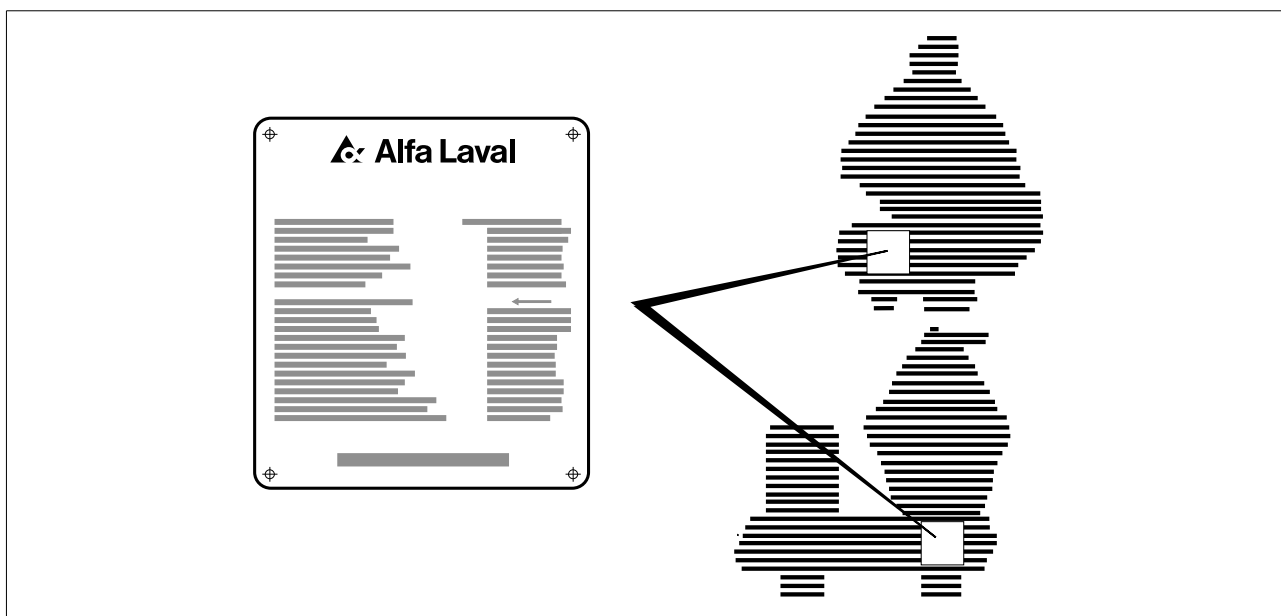
# ***Contents***

---

<b>1</b>	<b>Read this first</b>	<b>5</b>
<b>2</b>	<b>Machine top part</b>	<b>12</b>
2.1	Discharge funnel	14
2.2	Paring disc device	16
2.3	In and outlet device	18
2.4	Feed and discharge lines	20
<b>3</b>	<b>Separator bowl</b>	<b>22</b>
<b>4</b>	<b>Machine bottom part</b>	<b>24</b>
4.1	Driving device horizontal	26
4.2	Driving device vertical	28
4.3	Guard	30
4.4	Guard	32
<b>5</b>	<b>Vibration monitoring unit</b>	<b>34</b>
<b>6</b>	<b>Cover interlocking kit</b>	<b>36</b>
<b>7</b>	<b>Parts for motor mounting</b>	<b>38</b>
<b>8</b>	<b>Parts for motor mounting (NEMA standard)</b>	<b>40</b>
<b>9</b>	<b>Set of tools</b>	<b>42</b>
<b>10</b>	<b>Set of tools</b>	<b>46</b>
<b>11</b>	<b>Intermediate service kit</b>	<b>50</b>
<b>12</b>	<b>Major service kit</b>	<b>52</b>
<b>13</b>	<b>Service kit for foundation feet</b>	<b>54</b>
<b>14</b>	<b>Cross reference list</b>	<b>57</b>

---

# 1 Read this first



S0023731

- GB** Check the machine unit number on the name-plate before using this catalogue
- SE** Kontrollera maskinenhetens nummer på maskinskylden innan du använder katalogen
- DE** Das Typenschild - ein Hinweis zur korrekten Ersatzteilnummer
- FR** La plaque de la machine, un guide pour trouver le numéro de pièce de rechange correct
- ES** La placa-marca de la máquina - guía del número correcto del repuesto
- RU** Фирменная табличка машины – указатель правильного номера запасной части
- IT** La targhetta della macchina - guida al corretto numero dei ricambi
- PT** A placa do fabricante da máquina - um guia do número correto das partes sobressalentes
- FI** Konekilpi - opastin oikeaan varaosanumeroon
- GR** Η πινακίδα της μηχανής είναι ο οδηγός του σωστού ανταλλακτικού
- NL** Het gegevensplaatje - een wegwijzer naar het juiste onderdeelnummer
- DK** Typeskiltet - en guide til det rette reservedelsnummer



Safeguard your commitment to quality by always using genuine Alfa Laval spare parts.

Remember, Alfa Laval cannot accept responsibility for the failure of a separator equipped with non-original spare parts. We guarantee the quality and reliability of our products.



Följ ditt kvalitetstänkande genom att endast använda Alfa Laval originalreservdelar.

Kom ihåg att Alfa Laval inte tar något ansvar för fel på en separator, som innehåller icke-originaldelar. Vi garanterar kvaliteten och driftsäkerheten endast hos våra egna produkter.



Aus Rücksicht auf Ihr Bestreben um beste Qualität sollten Sie nur Alfa Laval Originalersatzteile benutzen.

Vergessen Sie nicht, Alfa Laval kann keine Verantwortung für das Versagen eines Separators übernehmen, der nicht mit Originalersatzteilen versehen ist. Wir garantieren Qualität und Zuverlässigkeit unserer Produkte.



Préservez la qualité de vos équipements en n'employant que des pièces de rechange Alfa Laval.

N'oubliez pas q'Alfa Laval décline toute responsabilité en cas de panne d'un séparateur non équipé de pièces de rechange d'origine. Nous garantissons la qualité et la fiabilité de nos produits.



Mantenga su compromiso con la calidad, al usar siempre piezas de repuesto Alfa Laval auténticas.

Recuerde que Alfa Laval no acepta responsabilidad por el fallo de una separadora equipada con piezas de repuesto no originales. Garantizamos la calidad y fiabilidad de nuestros productos.



S0023621



Гарантируйте надежность качества всегда используя подлинные запасные части фирмы Alfa Laval.

Запомните, что Alfa Laval не несет ответственности за повреждение сепаратора, оснащенного неподлинными запчастями. Мы гарантируем качество и надежность наших изделий.



Salvaguardate la vostra garanzia di qualità facendo sempre uso di parti di ricambio Alfa Laval autentiche.

Tenete presente che la Alfa Laval non può accettare responsabilità per avaria ad un separatore attrezzato con parti di ricambio non originali. Noi garantiamo la qualità l'affidabilità dei nostri prodotti.



Proteja o seu cometimento a qualidade usando sempre peças sobressalentes genuinas Alfa Laval.

Não esqueça que Alfa Laval não aceita responsabilidade por falha de uma separadora equipada com peças sobressalentes não genuinas. Nós garantimos a qualidade e a confiança dos nossos produtos.



Varmistakaa vastuunne laadusta käyttämällä aina alkuperäisiä Alfa Laval varaosia.

Muistakaa, Alfa Laval ei voi hyväksyä vastuuta ei-alkuperäisillä varaosilla varustetun separaattorin vaurioista. Me takaamme tuotteidemme laadun ja käyttövarmuuden.



Εξασφαλίστε υψηλή ποιότητα χρησιμοποιώντας μόνο γνήσια ανταλλακτικά της Alfa Laval.

Έχετε υπόψην ότι η Alfa Laval δεν αναλαμβάνει καμμία ευθύνη για βλάβες βουτυρομηχανής, στην οποία έχουν εφαρμοστεί μή γνήσια ανταλλακτικά. Εγγυόμαστε ποιότητα και καλή λειτουργία μόνο για τα δικά μας προϊόντα.



S0023621



Streef naar een zo hoog mogelijke kwaliteit en gebruik uitsluitend originele Alfa Laval reserveonderdelen. Streef naar een zo hoog mogelijke kwaliteit en gebruik uitsluitend originele Alfa Laval reserveonderdelen.

Vergeet niet dat Alfa Laval niet verantwoordelijk is voor een defecte separator die niet-originele onderdelen bevat. Wij garanderen de kwaliteit en betrouwbaarheid van onze eigen producten.



Hold Dem til den kvalitet, De har valgt at satse på, ved altid at anvende ægte Alfa Laval reservedele.

Husk, at Alfa Laval ikke kan påtage sig noget ansvar for fejl på en separator, som indeholder uoriginale dele. Vi kan kun garantere kvalitet og driftsikkerhed på vore egne produkter.



S0023621








## Translation list

Översättningslista  
 Überzetsungsliste  
 Liste de traduction  
 Lista de traducciones

				
<b>Part no.</b>	Reservdelsnummer	Teil-Nr.	Numéro de pièce	Pieza No.
<b>Qty</b>	Antal	Anzahl	Quantité	Cantidad
<b>Description</b>	Benämning	Bezeichnung	Dénomination	Descripción
<b>Notes</b>	Anmärkningar	Anmerkungen	Remarques	Notas
<b>Machine type</b>	Maskintyp	Maschinentyp	Type de machine	Tipo de máquina
<b>Product no.</b>	Produktnr	Produktnummer	Numéro de produit	Número de producto
<b>Machine unit description</b>	Maskinblocksbenämning	Bezeichnung des Maschinenblocks	Dénomination de partie de machine	Descripción de sección de la máquina
<b>Machine unit no.</b>	Maskinblocksnr	Maschinenblock Nr.	Partie de machine n°	No. de sección de máquina
<b>Subassembly description</b>	Undergruppsbenämning	Bezeichnung der Untergruppe	Dénomination de sous-ensemble	Descripción de subconjunto
<b>Subassembly no.</b>	Undergruppsnr	Untergruppe Nr.	N° de sous-ensemble	Número de subconjunto
<b>See page</b>	Se sidan	Siehe Seite	Voir page	Véase la página
<b>Fig. ref.</b>	Figurhänvisning	Bildhinweise	Réf. de fig.	Referencia de figura
<b>Product name</b>	Produktnamn	Produktname	Nom du produit	Nombre del producto
<b>Exchange necessitates rebalancing of bowl</b>	Utbyte nödvändiggör ombalansering av kulan	Austasch erfordert Wiederauswuchtung der Trommel	Le remplacement nécessite le rééquilibrage du bol	El racmbio requiere el reequilibrado del rotor
<b>See separate spare parts list</b>	Se separat reservdelslista	Siehe separate Ersatzteilliste	Voir liste séparée des pièces de rechange	Véase la lista de piezas separada
<b>Not delivered as spare part</b>	Leveras ej som reservdel	Nicht als Ersatzteil geliefert	Non livré comme pièce de rechange	No se entrega como pieza de recambio

## Translation list

Словарь перевода  
 Lista traduzioni  
 Lista para tradução  
 Käännösluettelo





				
Part no.	Деталь №	Nr.parte.	Numero de peca	Varaosanumero
Qty	Кол-во	Quantita	Quantidade	Lukumäärä
Description	Наименование	Descrizione	Descricao	Nimitys
Notes	Примечания	Note	Notas	Huomatuksia
Machine type	Машина типа	Tipo macchina	Tipo de maquina	Konetyyppi
Product no.	Артикул №	Nr.prodotto	No. do produto	Tuotteen no
Machine unit description	Наименование блока машины	Nr. unita macchina	Descricao da unidade da maquina	Koneenosan nimitys
Machine unit no.	Блок машины №	Descrizione sottogruppo	Numero de unidade da maquina	Koneenosan no
Subassembly description	Наименование группы	Descrizione unita macchina	Descricao do subconjunto	Alaryhmän nimitys
Subassembly no.	Группа №	Nr. sottogruppo.	Número de subconjunto	Alaryhmän no
See page	См. страницу	Vedi pagina	Véase la página	Ks sivu
Fig. ref.	Ссылка на эскиз	Rif. fig.	Referencia de figura	Kuvaviite
Product name	Наименование артикула	Nome prodotto	Nombre del producto	Tuotteen nimi
Exchange necessitates rebalancing of bowl	Замена требует балансировки барабана	La sostituzione comporta la iequilibratura del tamburo	El racmbio requiere el reequilibrado del rotor	Vaihdettaessa kuula tasapainoitettava uudelleen
See separate spare parts list	См. отдельный перечень запасных частей	Vedi lista separata delle parti di ricambio	Véase la lista de piezas separada	Katso erillistä varaosaluettelo
Not delivered as spare part	Не поставлена вместе с запасными частями	Non fornito come parte di ricambio	No se entrega como pieza de recambio	Ei toimiteta varaosana

## Translation list

ΓΛΩΣΣΑΡΙ

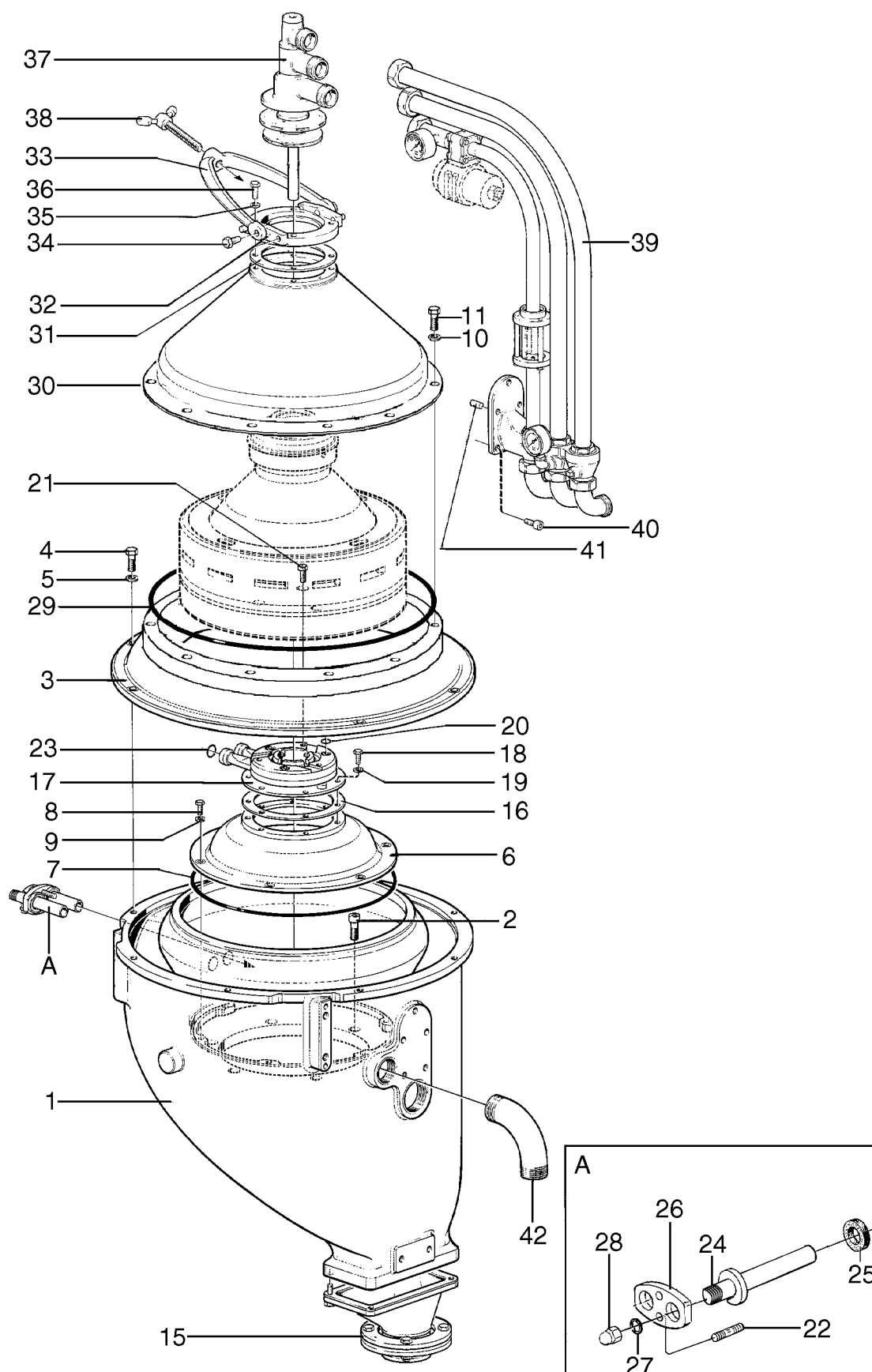
Vertaallijst

Oversættelseliste

			
<b>Part no.</b>	Αριθμός ανταλλακτικού	Onderdeelnr.	Reservedelsnummer
<b>Qty</b>	Σύνολο	Hoeveelheid	Antal
<b>Description</b>	Περιγραφή	Beschrijving	Betegnelse
<b>Notes</b>	Παρατηρήσεις	Opmerkingen	Bemaerkninger
<b>Machine type</b>	Τύπος μηχανήματος	Machinetype	Maskintype
<b>Product no.</b>	Αριθμός προϊόντος	Produktnr.	Produktnr.
<b>Machine unit description</b>	Περιγραφή συγκροτήματος μηχανής	Machineblokbenaming	Maskinbetegnelse
<b>Machine unit no.</b>	Αριθμός συγκροτήματος μηχανής	Machineblokbenamning	Maskinnr.
<b>Subassembly description</b>	Περιγραφή υποσυγκροτήματος	Subgroepbenamning	Undergruppsbetegnelse
<b>Subassembly no.</b>	Αριθμός υποσυγκροτήματος	Subgroepnr.	Undergruppenr.
<b>See page</b>	Βλέπε σελίδα	Zie blz.	Se side
<b>Fig. ref.</b>	Παραπομπή σε εικόνα	Afb. ref.	Figurhenviisning
<b>Product name</b>	Ονομασία προϊόντος	Produktnaam	Produkt navn
<b>Exchange necessitates rebalancing of bowl</b>	Ανταλλαγή απαιτεί επαναρρύθμιση ισορροπίας του τύμπανου	Vervangning vereist herbalanceren van de kogel	Udskriftning kræver ny afbalcering af kuglen
<b>See separate spare parts list</b>	Βλέπε ειδική λίστα ανταλλακτικών	Vervangning vereist van de kogel	Se spaat reservedelsliste
<b>Not delivered as spare part</b>	Δεν παραδίδεται ως ανταλλακτικό	Niet geleverd als reserveonderdeel	Levereres ikke som reservedel

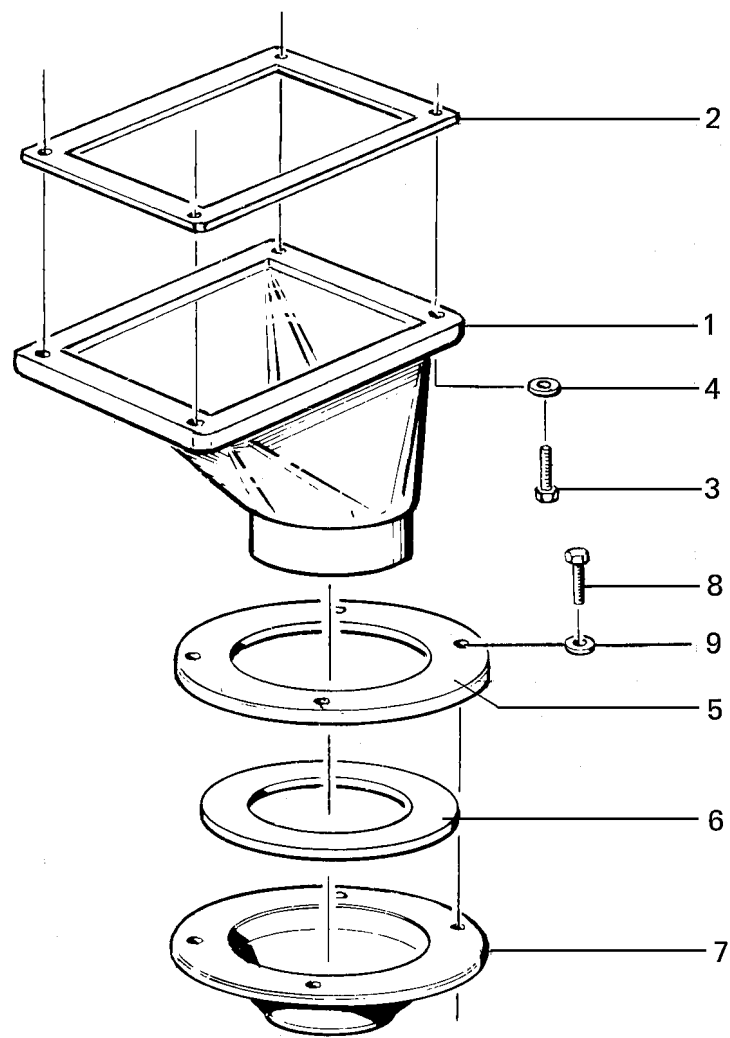
## 2 Machine top part

Ref	Part No	Description	Machine unit number or Subassembly description <b>557057-</b>							Notes
			-01	Quantity						
1	543887 03	Frame top part	1							
2	72480	Screw	6							
3	555044 02	Frame ring	1							
4	72926	Screw	8							
5	70492	Washer	8							
6	535812 01	Hood	1							
7	67566	O-ring	1							
8	2 210942 36	Screw	6							
9	22405	Washer	6							
10	223101 49	Washer	6							
11	221045 09	Screw	6							L=30mm
15	521707 80	Discharge funnel	1							See page 14
16	530208 02	Height adjusting ring	5							
17	536779 80	Paring disc device	1							See page 16
18	2 210942 36	Screw	6							
19	22405	Washer	6							
20	223404 18	O-ring	3							
21	536773 01	Screw	3							
22	67912	Stud bolt	2							
23	74067	O-ring	2							
24	554242 81	Inlet pipe	2							
25	8401	Rectangular ring	2							
26	530185 01	Clamp washer	1							
27	223101 34	Washer	2							
28	72947	Cap nut	2							
29	67675	O-ring	1							
30	555043 03	Frame hood	1							
31	70624	Height adjusting ring	6							QTY 0-6
32	544099 80	Guide ring	1							
33	519463 02	Clamping stirrup	1							
34	520548 01	Pin spanner	2							
35	41456	Washer	4							
36	2 210941 17	Screw	4							
37	547331 81	In and outlet device	1							See page 18
38	785366 81	Clamp screw	1							
39	544993 86	Feed and discharge lines	1							See page 20
40	2 217767 13	Screw	3							
41	64731	Parallel pin	2							
42	2 523205 12	Elbow	1							



2.1 Discharge funnel

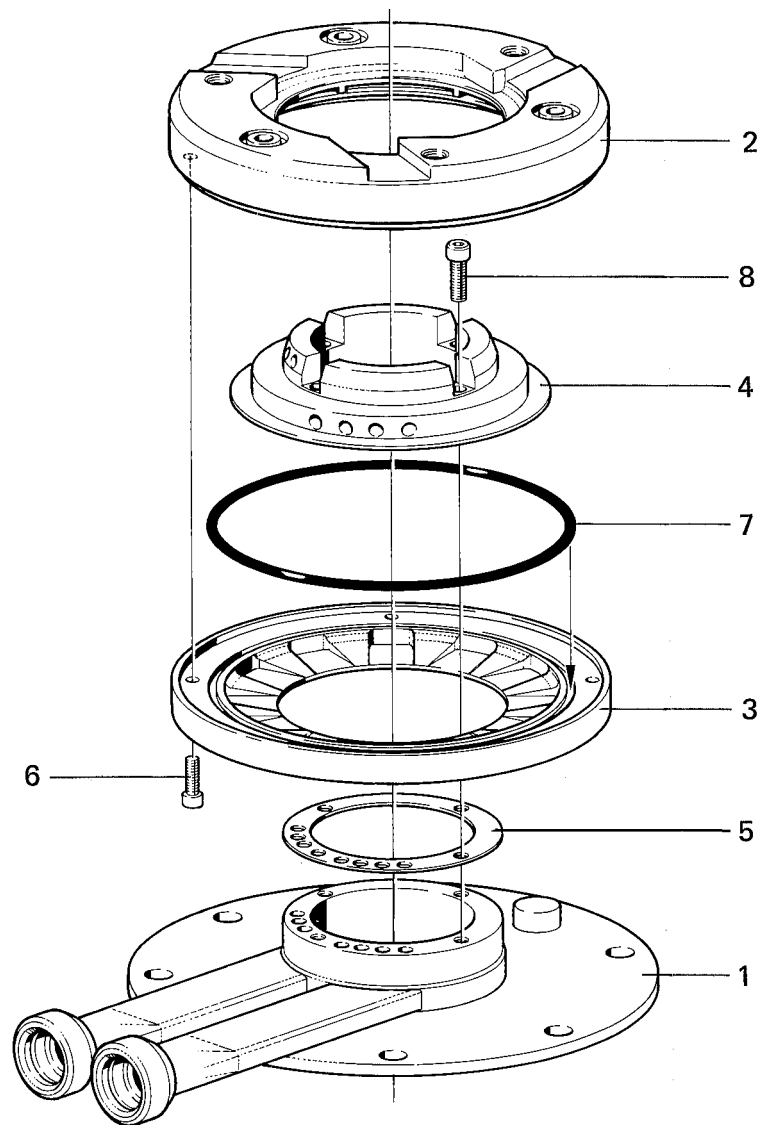
			Machine unit number or Subassembly description <b>521707-</b>								
Ref	Part No	Description	-80								Notes
				Quantity							
1	69024	Discharge funnel	1								
2	69025	Gasket	1								
3	72926	Screw	4								
4	70492	Washer	4								
5	69026	Flange	1								
6	69027	Rectangular ring	1								
7	524458 01	Flange counter	1								
8	2 210947 16	Screw	4								
9	70492	Washer	4								



2.2 Paring disc device

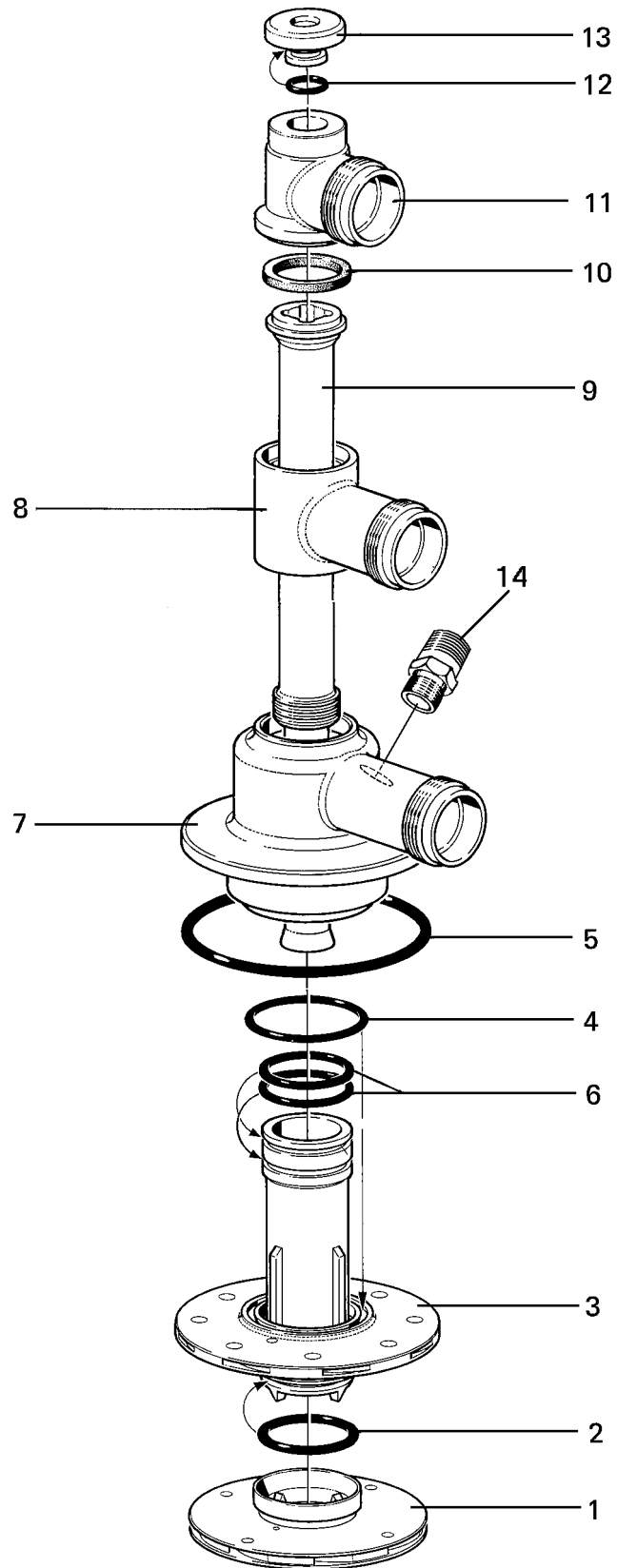
			Machine unit number or Subassembly description <b>536779-</b>									
Ref	Part No	Description	-80									Notes
				Quantity								
1	536331 81	Distributing cover	1									
2	536718 02	Distributing ring	1									
3	536717 02	Cover	1									
4	536715 02	Control paring disc	1									
5	536775 05	Gasket	1									
6	221706 10	Screw	4									
7	223406 86	O-ring	1									
8	221711 13	Screw	4									





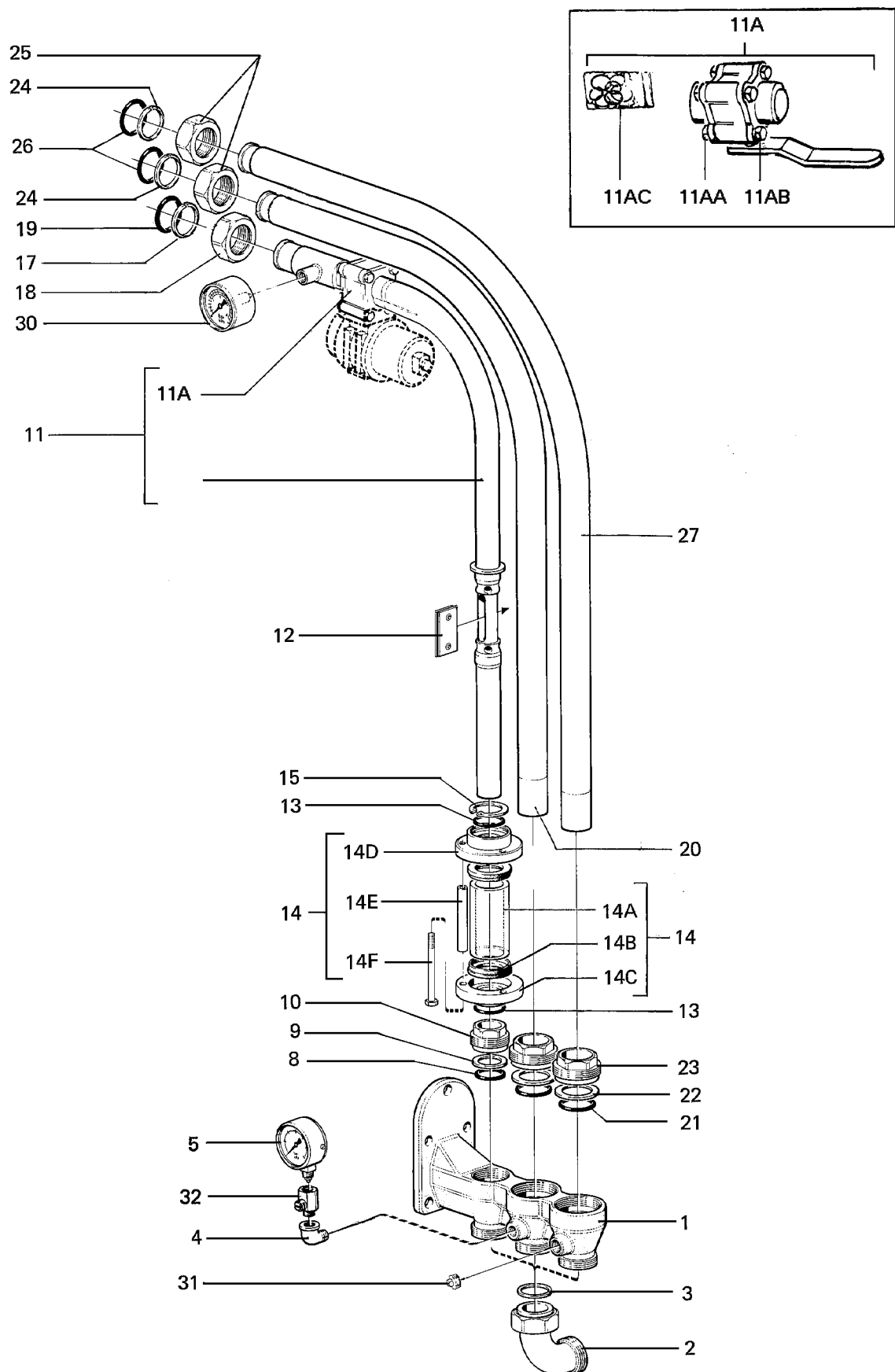
## 2.3 In and outlet device

			Machine unit number or Subassembly description <b>547331-</b>								
Ref	Part No	Description	-81								Notes
			Quantity								
1	545038 01	Paring disc	1								
2	71866	O-ring	1								
3	544962 80	Paring disc upper	1								
4	73212	O-ring	1								
5	71686	O-ring	1								
6	223406 31	O-ring	2								
7	546228 02	Connecting housing	1								
8	544119 02	Support	1								
9	524106 86	Inlet pipe	1								
10	190603	Rectangular ring	1								
11	524104 02	Support	1								
12	67035	O-ring	1								
13	536774 01	Plug	1								
14	526353 08	Hexagon nipple	1								



## 2.4 Feed and discharge lines

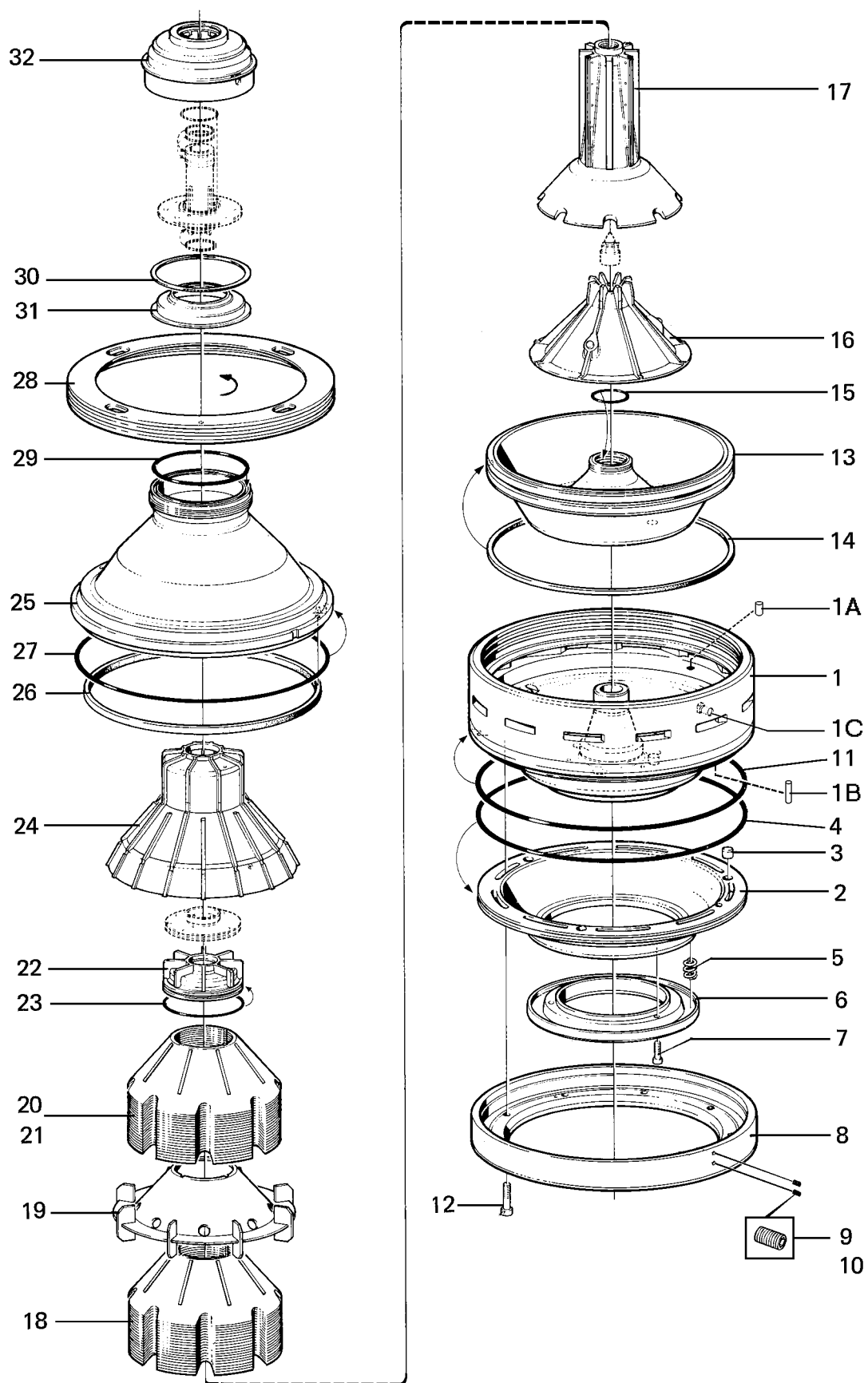
Ref	Part No	Description	Machine unit number or Subassembly description <b>544993-</b>							Notes
			-86	Quantity						
1	533204 02	Pipe support	1							
2	519471 80	Elbow pipe	3							
3	546229 02	Rectangular ring	3							
4	2 523103 05	Elbow	1							
5	543054 01	Pressure gauge	1							
8	223410 08	O-ring	1							
9	533210 01	Washer	1							
10	533211 03	Nipple	1							
11	545093 81	Ball valve w.sight gl.bod	1							
11 A	536769 01	Ball valve	1							
11 AA	221035 26	Screw	4							
11 AB	27345	Nut	4							
11 AC	536769 80	Gasket set	1							
12	544960 80	Scraper	1							
13	223406 27	O-ring	2							
14	544576 80	Sight glass	1							
14 A	517674 01	Glass tube	1							
14 B	517672 02	Seal ring	2							
14 C	544316 02	Flange	1							
14 D	544212 02	Flange	1							
14 E	544216 01	Spacing tube	3							
14 F	221035 31	Screw	3							
15	223642 22	Snap ring	1							
17	536436 01	Clamp ring	1							
18	524110 03	Coupling nut	1							
19	42150	O-ring	1							
20	533208 02	Elbow pipe	1							
21	42150	O-ring	2							
22	533206 01	Washer	2							
23	533205 03	Nipple	2							
24	536436 01	Clamp ring	2							
25	524110 03	Coupling nut	2							
26	42150	O-ring	2							
27	533207 01	Tube	1							
30	543054 06	Pressure gauge	1							
31	27520	Plug	1							
32	548333 01	Ball valve	1							



### 3 Separator bowl

Ref	Part No	Description	Machine unit number or Subassembly description <b>554048-</b>							Notes
			-01	Quantity						
1	553596 80	Bowl body	1							•
1 A	260121 01	Cylindrical pin	1							
1 B	65464	Cylindrical pin	1							
1 C	71877	Guide lug	1							
2	536745 03	Operating slide	1							
3	537864 04	Valve plug	3							
4	223412 56	O-ring	1							
5	71181	Spring	18							
6	536746 01	Spring support	1							
7	221716 13	Screw	3							
8	541225 03	Dosing ring	1							
9	542336 04	Nozzle	1							
10	542336 04	Nozzle	1							
11	223412 56	O-ring	1							
12	221721 19	Screw	9							
13	553565 02	Sliding bowl bottom	1							•
14	67575	Rectangular ring	1							
15	42154	O-ring	1							
16	518690 80	Distributing cone	1							•
17	549264 80	Distributor	1							•
18	541578 80	Bowl disc w.caulk 0,6	60							
19	532261 83	Wing insert	1							
20	541578 80	Bowl disc w.caulk 0,6	60							
21	541578 80	Bowl disc w.caulk 0,6	3							
22	540287 04	Level ring 105 mm	1							
23	223406 08	O-ring	1							
24	545157 02	Top disc	1							•
25	518701 06	Bowl hood	1							•
26	71440	Seal ring	1							
27	67587	O-ring	1							
28	518782 01	Lock ring	1							•
29	223401 77	O-ring	1							
30	517774 02	Gasket	1							
31	544976 01	Flow control disc	1							
32	544983 03	Lock ring w.par.chamb.cov	1							

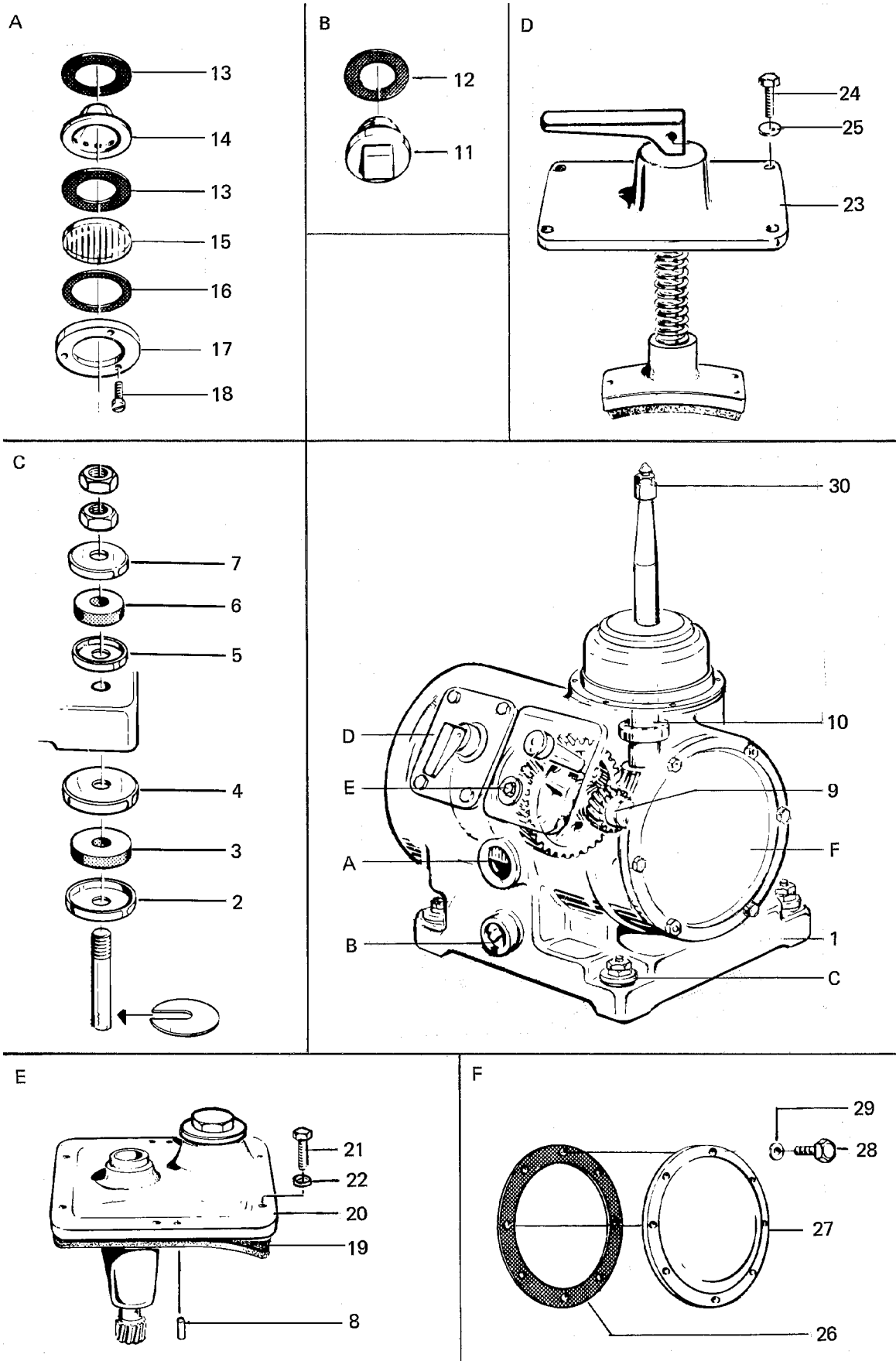
- Utbyte nödvändig för ombalansering av kulan. • Exchange necessitates rebalancing of bowl. • Austausch erfordert Wiederauswuchtung der Trommel. • L'échange nécessite le rééquilibrage du bol. • El cambio hace necesario un nuevo equilibrado del rotor. • La sostituzione comporta la riequilibratura del tamburo. • A substituição o reequilíbrio do rotor. • Vaihdettaessa kuula tasapainoitettava uuelleen.



## 4 Machine bottom part

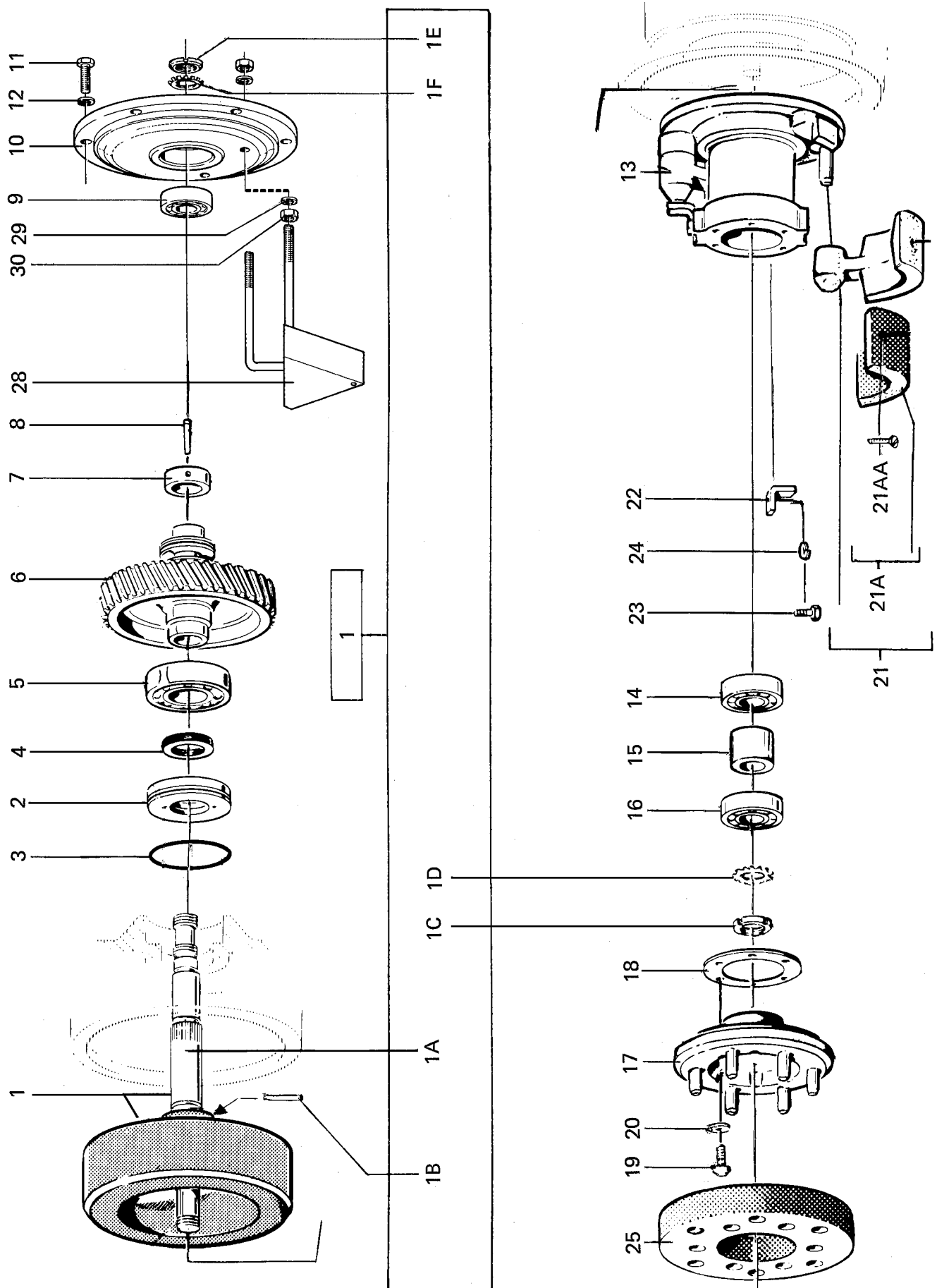
Ref	Part No	Description	Machine unit number or Subassembly description <b>540225-</b>							Notes
			<b>-09 -10</b>		Quantity					
		50 Hz	↓							
		60 Hz		↓						
1	528283 01	Frame bottom part	1	1						
2	71123	Cap	4	4						
3	65232	Rectangular ring	4	4						
4	71124	Cap	4	4						
5	71125	Cap	4	4						
6	65235	Rectangular ring	4	4						
7	71126	Cap	4	4						
8	64426	Pin	2	2						
9	538011 84	Driving device horizontal	1							See page 26
9	538011 85	Driving device horizontal		1						See page 26
10	539921 80	Driving device vertical	1							See page 28
10	539921 81	Driving device vertical		1						See page 28
11	62467	Drain screw	1	1						
12	35607	Gasket	1	1						
13	38967	Gasket	2	2						
14	61899	Screen	1	1						
15	38685	Glass disc	1	1						
16	37167	Rectangular ring	1	1						
17	65457	Fixing plate	1	1						
18	2 211721 11	Screw	3	3						
19	65220	Gasket	1	1						
20	71128	Guard	1	1						See page 30
21	72933	Screw	6	6						
22	20758	Washer	6	6						
23	65221	Guard	1	1						See page 32
24	72933	Screw	4	4						
25	20758	Washer	4	4						
26	37490	Gasket	1	1						
27	38714	Protecting cover	1	1						
28	72926	Screw	6	6						
29	70492	Washer	6	6						
30	518712 01	Cap nut	1	1						





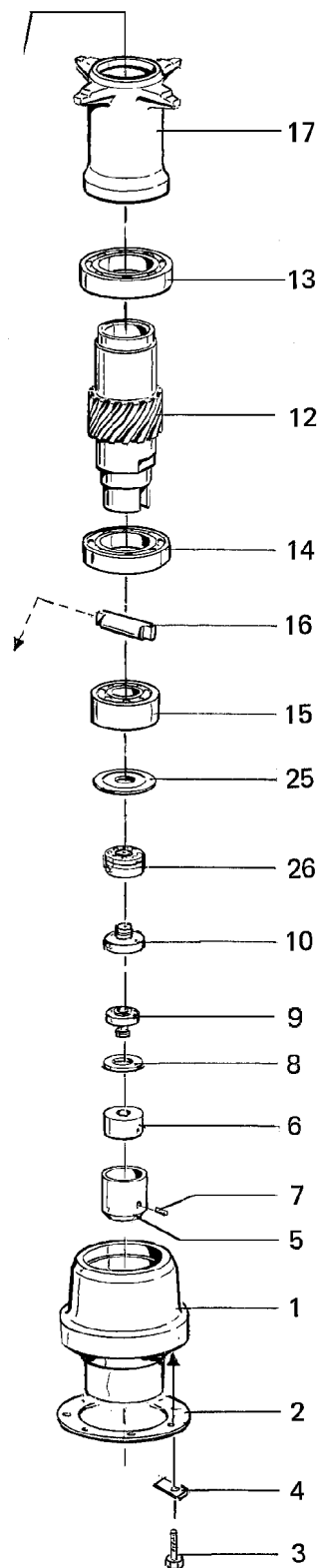
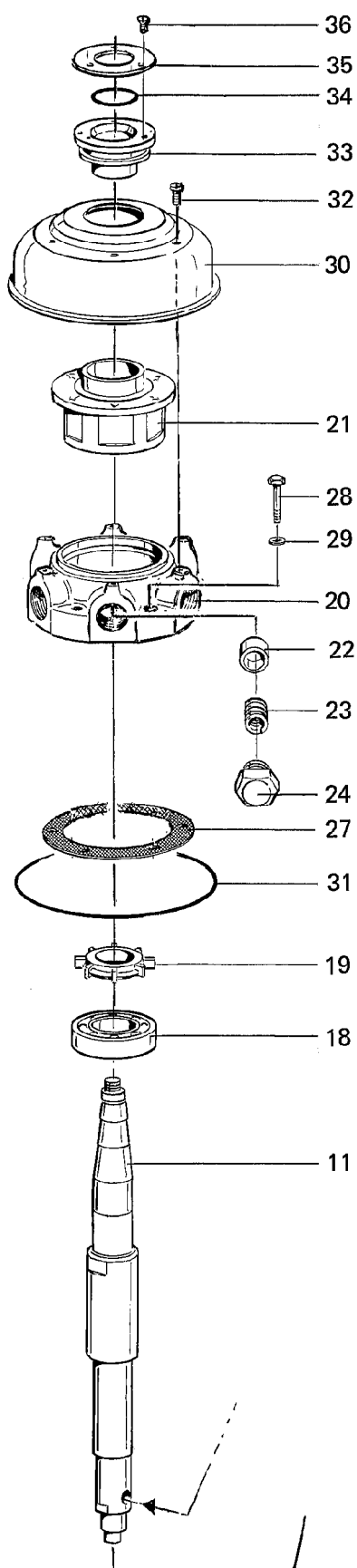
## 4.1 Driving device horizontal

Ref	Part No	Description	Machine unit number or Subassembly description <b>538011-</b>							Notes
			<b>-84 -85</b>							
			Quantity							
		50 Hz	↓							
		60 Hz		↓						
1	525156 84	Worm wheel shaft	1	1						
1 A	525156 02	Worm wheel shaft	1	1						
1 B	521141 11	Cylindrical pin	1	1						
1 C	67472	Round nut	1	1						
1 D	38159	Lock washer	1	1						
1 E	67473	Round nut	1	1						
1 F	37992	Lock washer	1	1						
2	528098 01	Sealing washer	1	1						
3	260190 03	O-ring	1	1						
4	223523 35	Sealing ring	1	1						
5	68827	Ball bearing	1	1						
6	549476 04	Worm wheel		1						
6	549476 05	Worm wheel	1							
7	65170	Stop ring	1	1						
8	64729	Taper pin	1	1						
9	6525	Ball bearing	1	1						
10	7 006141 01	Bearing shield	1	1						
11	72926	Screw	4	4						
12	62094	Spring washer	4	4						
13	65152	Nave	1	1						
14	8726	Ball bearing	1	1						
15	38160	Spacing sleeve	1	1						
16	7026	Ball bearing	1	1						
17	65155	Coupling disc	1	1						
18	38164	Gasket	1	1						
19	72933	Screw	6	6						
20	40040	Spring washer	6	6						
21	520576 83	Friction block	3							
21	520576 84	Friction block		3						
21 A	420843 81	Friction pad	1	1						
21 AA	8341	Screw	3	3						
22	65158	Holding bracket	3	3						
23	73801	Screw	3	3						
24	40040	Spring washer	3	3						
25	60571	Elastic plate	1	1						
28	7 006142 80	Oil shield	1	1						
29	62094	Spring washer	4	4						
30	72946	Nut	4	4						



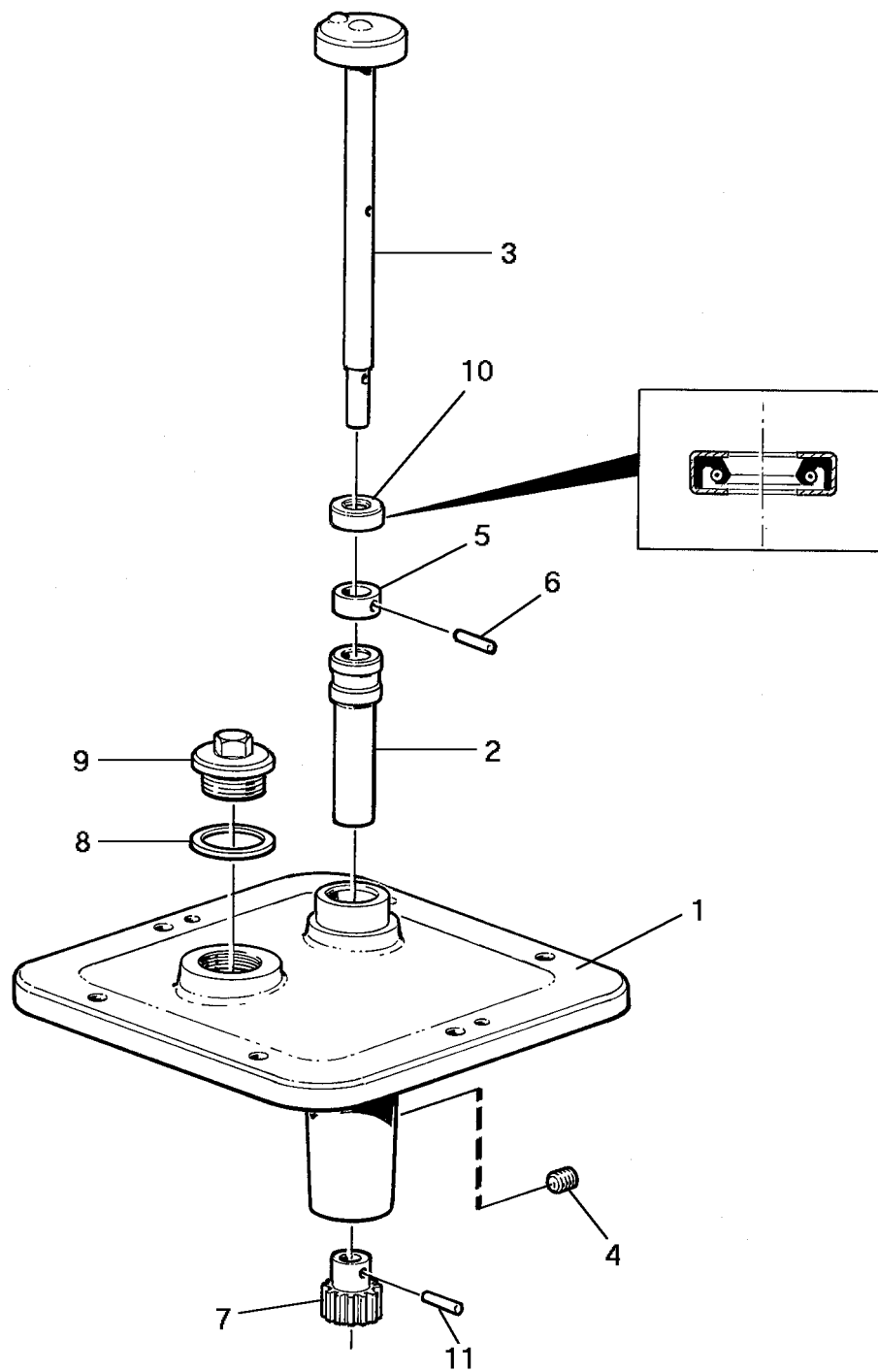
## 4.2 Driving device vertical

Ref	Part No	Description	Machine unit number or Subassembly description 539921-							Notes
			-80 -81		Quantity					
		50 Hz	↓							
		60 Hz		↓						
1	521651 02	Bottom bearing housing	1	1						
2	65211	Gasket	1	1						
3	72936	Screw	8	8						
4	63256	Washer	8	8						
5	65176	Bottom sleeve	1	1						
6	65178	Spacing sleeve	1	1						
7	65391	Slotted pin	1	1						
8	37481	Height adjusting ring	1	1						2.0 mm
8	37482	Height adjusting ring	1	1						4.0 mm
8	37483	Height adjusting ring	1	1						6.0 mm
9	65179	Support plug	1	1						
10	65181	Washer	1	1						
11	67641	Bowl spindle	1	1						
11	104986 02	Bowl spindle	1							
12	69828	Worm	1							
12	520320 08	Worm		1						
13	548051 06	Ball bearing	1	1						
14	548051 07	Ball bearing	1	1						
15	548746 03	Ball bearing	1	1						
16	65190	Conveyor	1	1						
17	65188	Stop sleeve	1	1						
18	548747 06	Ball bearing	1	1						
19	65194	Oil fan	1	1						
20	65191	Spring casing	1	1						
21	65195	Ball bearing housing	1	1						
22	65196	Buffer	6	6						
23	66191	Spring	6	6						
24	70347	Screw plug	6	6						
25	65189	Spacing washer	1	1						
26	8419	Ball bearing	1	1						
27	65192	Gasket	1	1						
28	72936	Screw	6	6						
29	62094	Spring washer	6	6						
30	65199	Guard	1	1						
31	64104	O-ring	1	1						
32	2 211723 08	Screw	6	6						
33	521659 02	Protecting collar	1	1						
34	65201	O-ring	1	1						
35	68919	Protecting plate	1	1						
36	2 212601 05	Screw	3	3						



4.3 Guard

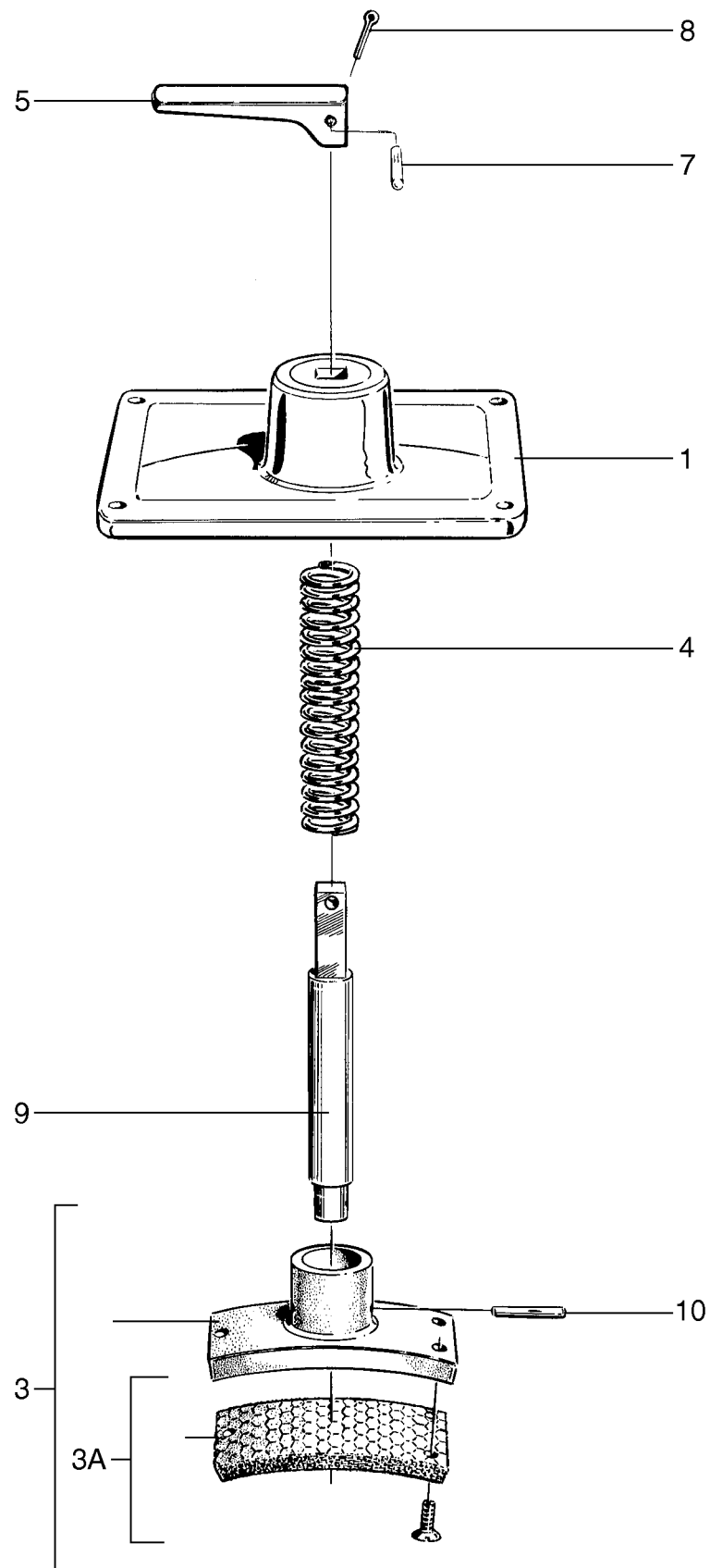
			Machine unit number or Subassembly description 71128-							
Ref	Part No	Description								Notes
			Quantity							
1	71129	Guard	1							
2	70321	Bushing	1							
3	71130	Shaft	1							
4	221585 13	Screw	1							
5	69211	Stop ring	1							
6	69212	Slotted pin	1							
7	69214	Gear wheel	1							
8	38324	Gasket	1							
9	526686 02	Plug	1							
10	38710	Seal ring	1							
11	69226	Taper pin	1							



4.4 Guard

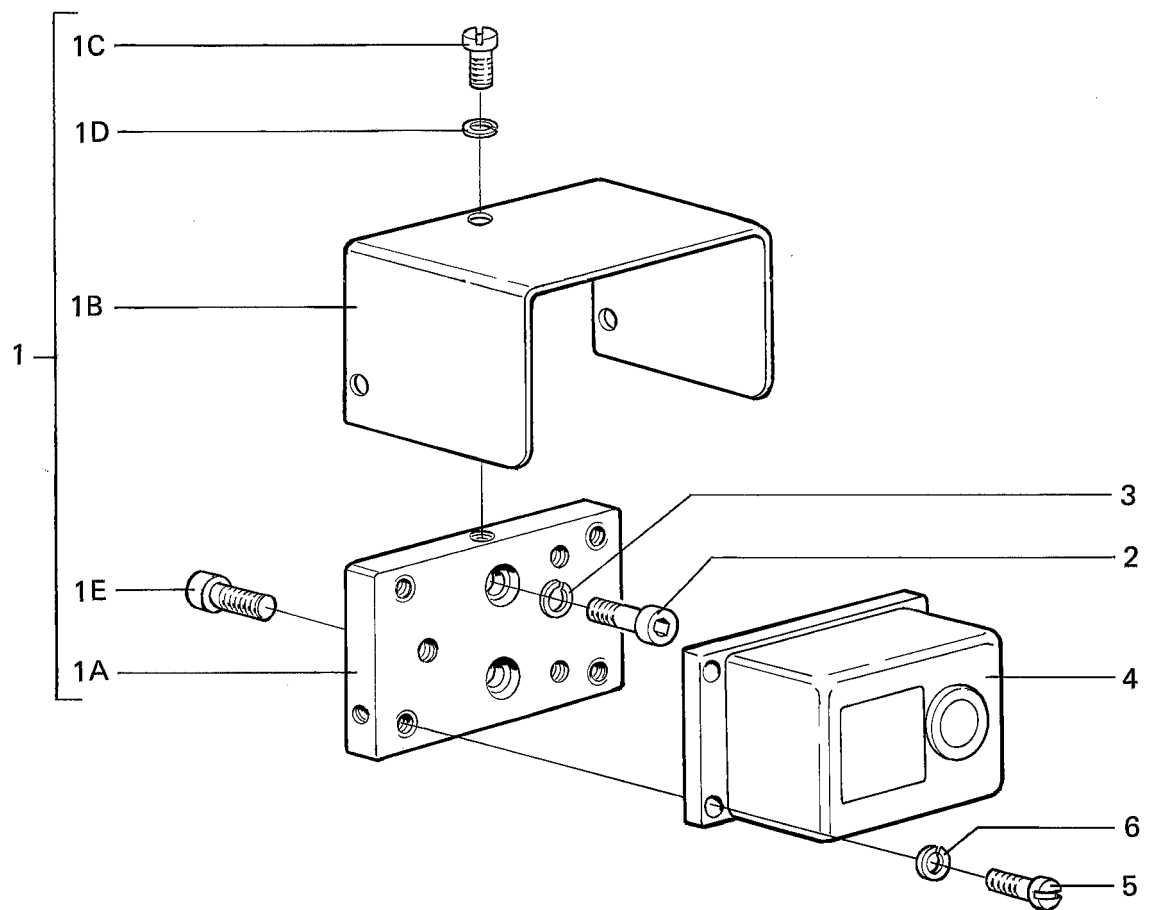
			Machine unit number or Subassembly description <b>65221-</b>								
Ref	Part No	Description									Notes
			Quantity								
1	67786	Guard	1								
3	537602 85	Brake shoe	1								
3A	310637 84	Friction pad	1								
4	39096	Spring	1								
5	546791 02	Handle	1								
7	39098	Cylindrical pin	1								
8	8199	Split pin	1								
9	39095	Spindle	1								
10	67960	Slotted pin	1								





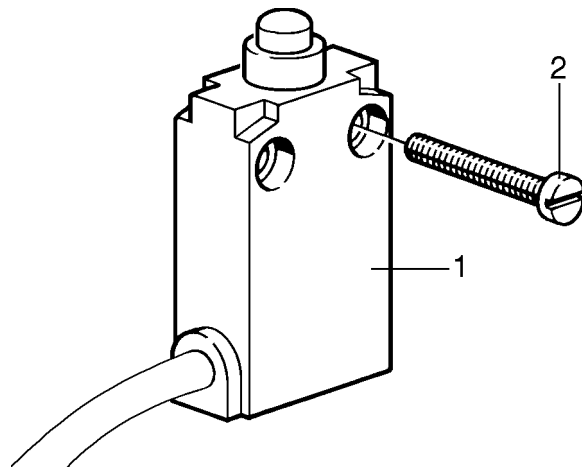
5 Vibration monitoring unit

			Machine unit number or Subassembly description <b>536498-</b>								
Ref	Part No	Description	-80								Notes
				Quantity							
1	536469 80	Support	1								
1 A	536470 01	Plate	1								
1 B	536471 01	Cap	1								
1 C	221135 11	Screw	3								
1 D	70915	Spring washer	3								
1 E	221716 01	Screw	3								
2	221726 01	Screw	2								
3	223107 35	Spring washer	2								
4	530307 02	Vibration switch	1								
5	221711 13	Screw	4								
6	223107 34	Spring washer	4								



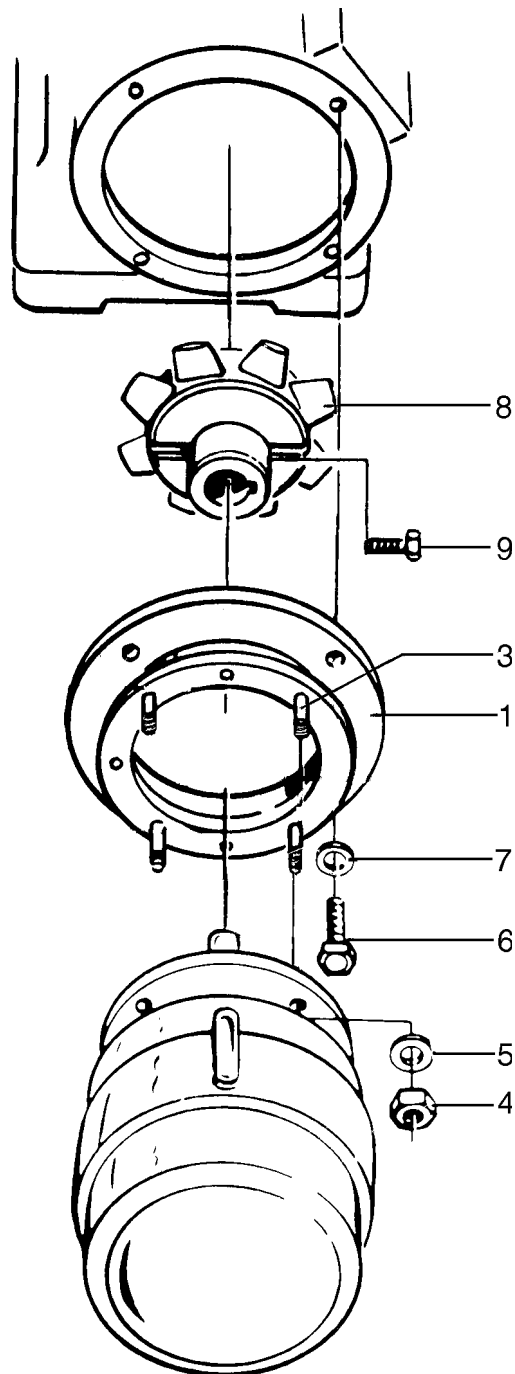
6 Cover interlocking kit

Ref	Part No	Description	Machine unit number or Subassembly description							Notes
			556212-							
			-80							
			Quantity							
1	551337 01	Limit switch	1							
2	221121 15	Screw	2							



## 7 Parts for motor mounting

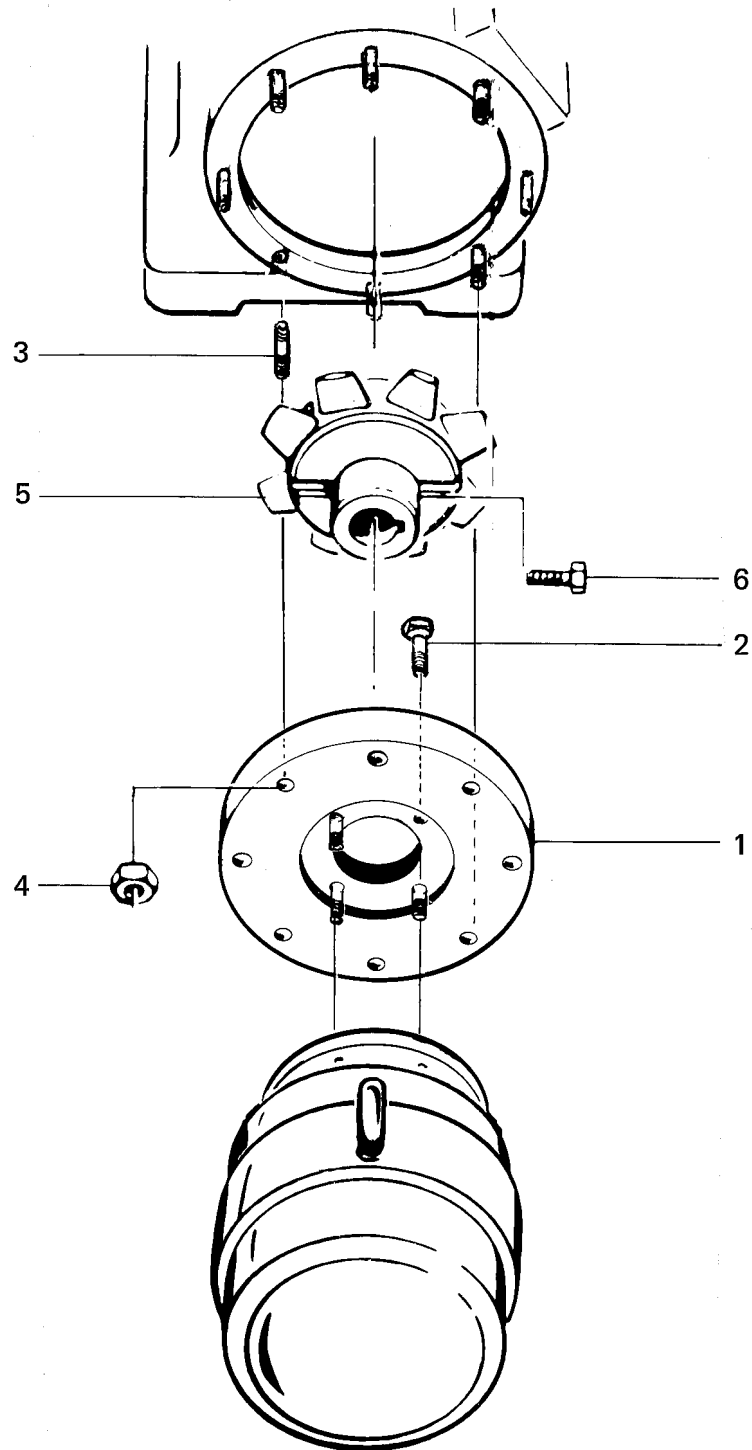
Ref	Part No	Description	Machine unit number or Subassembly description <b>538030-</b>							Notes
			<b>-89 -98</b>		Quantity					
		Motor adapter guide Ø 250 mm	↓							
		Brasilian WEG motor		↓						
1	72670	Motor adapter	1							
1	526220 04	Motor adapter		1						
3	70489	Screw	4							
3	2 216261 02	Stud bolt		4						
4	72946	Nut		4						
4	2 218043 04	Nut	4							
5	70528	Washer	4							
5	223101 50	Washer		4						
6	72926	Screw	8	8						
7	70492	Washer	8	8						
8	533507 80	Coupling disc	1	1						
9	2 210941 18	Screw	1	1						



8 Parts for motor mounting (NEMA standard)

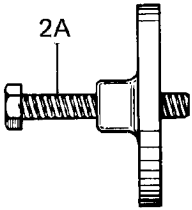

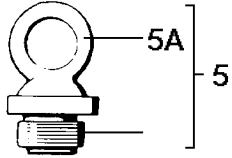
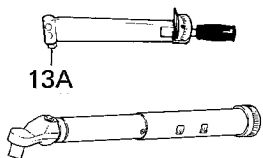


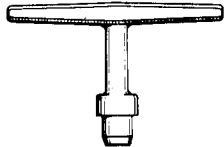

			Machine unit number or Subassembly description <b>541429-</b>								
Ref	Part No	Description	-80								Notes
				Quantity							
1	541409 02	Motor adapter casting	1								
2	72926	Screw	4								
3	2 216261 01	Stud bolt	8								
4	72946	Nut	8								
5	523368 38	Coupling disc	1								
6	2 210941 18	Screw	1								



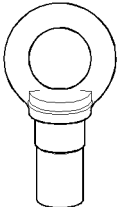
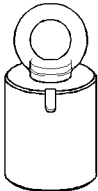
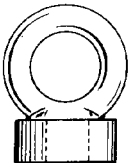
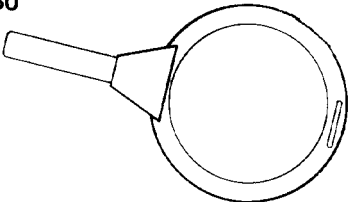
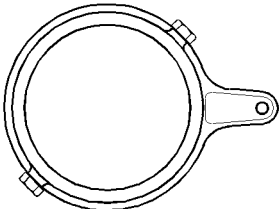
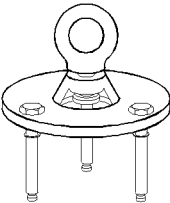
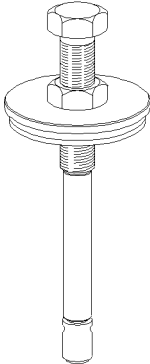

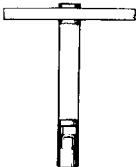







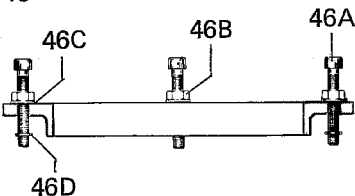
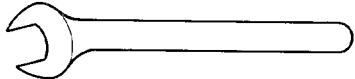
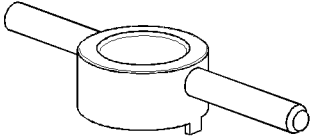
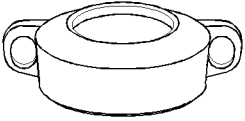
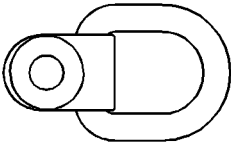
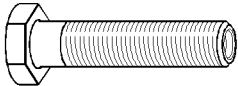


## 9 Set of tools

			Machine unit number or Subassembly description <b>555535-</b>								
Ref	Part No	Description	-38	Quantity							Notes
2	523249 80	Puller tool	1								
2 A	2 210947 33	Screw	1								
4	260164 03	Hexagon socket spanner	1							8 mm	
5	539170 81	Lifting tool	1								
5 A	260154 05	Lifting eye bolt	1							M16	
13	538016 01	Torque wrench	1								
13	539030 80	Torque wrench									
13 A	260214 01	Reducing tap	1								
17	65374	Driving-on sleeve	1								
18	72719	Pin spanner	1								
20	519646 03	Pin spanner	1								
21	64324	Tin hammer	1								
23	65379	Driving-off sleeve	1								
24	37682	Lifting pin	1								
25	555744 80	Lifting tool	1								
27	555737 80	Lifting tool	1								
28	68996	Lifting eye	1								
30	71889	Spanner for lock ring	1								
31	555591 81	Spanner for lock ring	1								
32	555487 85	Lifting tool bowl body	1								
33	556062 82	Spindle	1								
34	536931 01	Templet	1								
35	73448	Spanner	1								
39	72244	Extension rod	1							L = 255 mm	
40	73376	Socket for socket spanner	1							9/16"	
41	73377	Socket for socket spanner	1							3/4"	
42	73085	Socket	1							24 mm (1/2")	
43	72243	T-handle	1								
46	544135 81	Puller	1								
46 A	544134 01	Screw	4								
46 B	35120	Nut	4								
46 C	41456	Washer	4								
46 D	223643 28	Snap ring	4								
47	526378 08	Open-ended spanner	1							46 mm	
48	555743 80	Pin spanner	1								
49	555746 80	Lifting tool	1								
50	553188 05	Lifting eye	3								
51	2 210462 28	Screw	3								

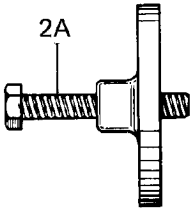

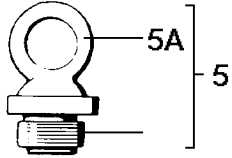
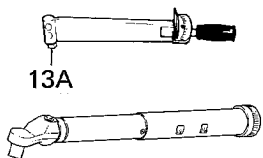


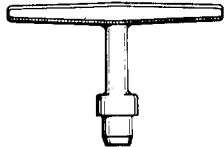

1	2 	3
4 	5 	6
7	8	9
10	11	12
13 	14	15
16	17 	18 
19	20 	21 



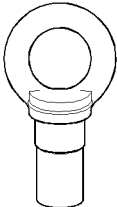
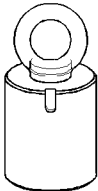
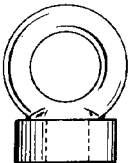
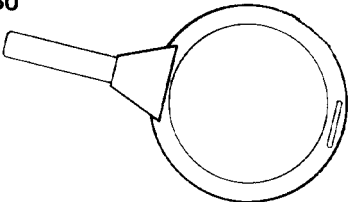
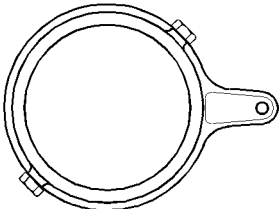
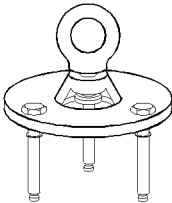
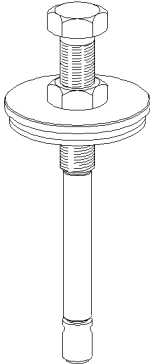

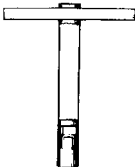




22	23	24
		
25	26	27
		
28	29	30
		
31	32	33
		
34	35	
		
37	38	39
		
40	41	42
		

43	44	45
		
46 		47 
48 	49 	50 
51 	53	54
55	56	57
58	59	60
61	62	63


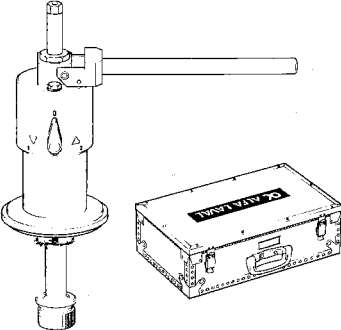
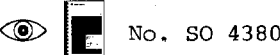

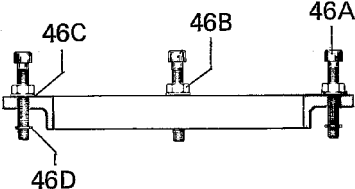
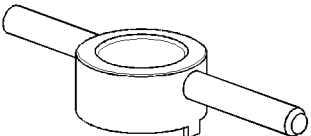
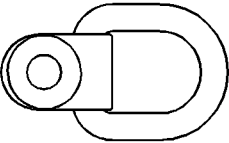
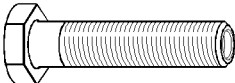
## 10 Set of tools

Ref	Part No	Description	Machine unit number or Subassembly description <b>555535-</b>							Notes
			-39	Quantity						
2	523249 80	Puller tool	1							
2 A	2 210947 33	Screw	1							
4	260164 03	Hexagon socket spanner	1							8 mm
5	539170 81	Lifting tool	1							
5 A	260154 05	Lifting eye bolt	1							M16
13	538016 01	Torque wrench	1							
13	539030 80	Torque wrench								
13 A	260214 01	Reducing tap	1							
17	65374	Driving-on sleeve	1							
18	72719	Pin spanner	1							
20	519646 03	Pin spanner	1							
21	64324	Tin hammer	1							
23	65379	Driving-off sleeve	1							
24	37682	Lifting pin	1							
25	555744 80	Lifting tool	1							
27	555737 80	Lifting tool	1							
28	68996	Lifting eye	1							
30	71889	Spanner for lock ring	1							
31	555591 81	Spanner for lock ring	1							
32	555487 85	Lifting tool bowl body	1							
34	536931 01	Templet	1							
35	73448	Spanner	1							
39	72244	Extension rod	1							L = 255 mm
40	73376	Socket for socket spanner	1							9/16"
41	73377	Socket for socket spanner	1							3/4"
42	73085	Socket	1							24 mm (1/2")
43	72243	T-handle	1							
44	543135 11	Compressing tool	1							SEE SEP. SPC
45	556523 80	Lifting tool	1							
46	544135 81	Puller	1							
46 A	544134 01	Screw	4							
46 B	35120	Nut	4							
46 C	41456	Washer	4							
46 D	223643 28	Snap ring	4							
47	555743 80	Pin spanner	1							
48	553188 05	Lifting eye	3							
49	2 210462 28	Screw	3							

1	2 	3
4 	5 	6
7	8	9
10	11	12
13 	14	15
16	17 	18 
19	20 	21 


22	23	24
		
25	26	27
		
28	29	30
		
31	32	33
		
34	35	
		
37	38	39
		
40	41	42
		



43	44	45
	 	
46	47	
		
48	49	50
		
51	53	54
55	56	57
58	59	60
61	62	63

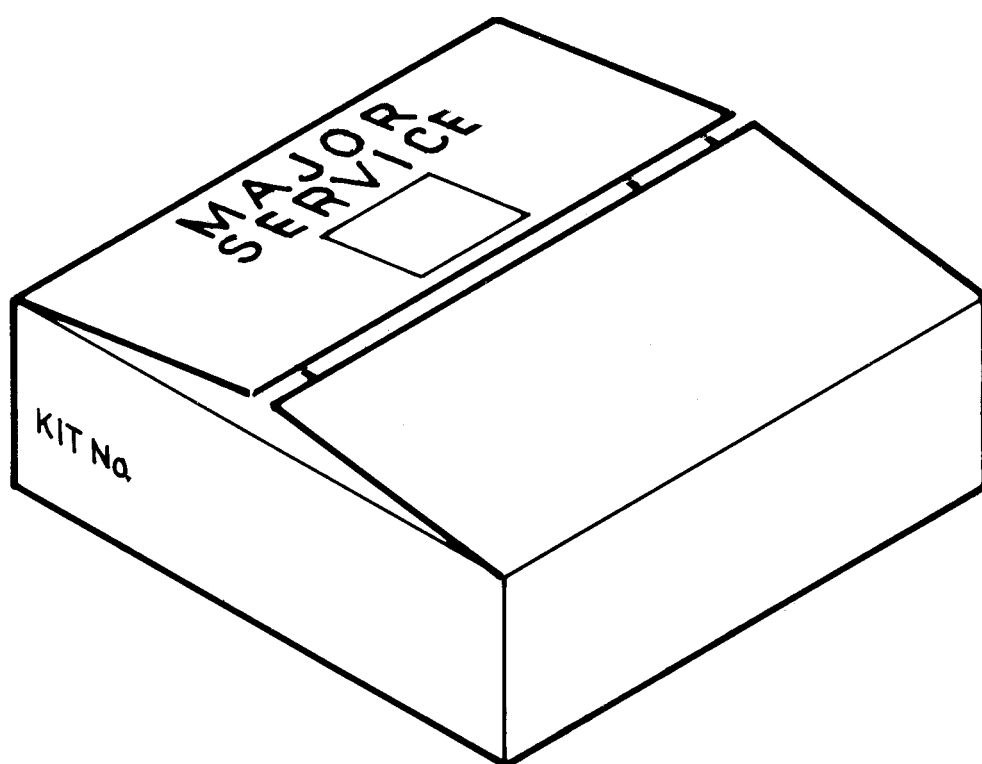
## 11 Intermediate service kit

			Machine unit number or Subassembly description <b>554622-</b>								
Ref	Part No	Description	-01	Quantity							Notes
4	223412 56	O-ring	1								
5	223412 56	O-ring	1								
6	67575	Rectangular ring	1								
7	42154	O-ring	1								
8	223406 08	O-ring	1								
9	71440	Seal ring	1								
10	67587	O-ring	1								
11	223401 77	O-ring	1								
12	517774 02	Gasket	1								
14	539474 03	Silicone grease	1							25 G	
16	537864 04	Valve plug	3								
17	537086 05	Lubricating paste	1								
18	223404 18	O-ring	3								
19	71866	O-ring	1								
20	223406 31	O-ring	2								
21	73212	O-ring	1								
22	71686	O-ring	1								
23	190603	Rectangular ring	1								
26	67035	O-ring	6								
27	517672 02	Seal ring	2								
30	536775 05	Gasket	1								
31	223406 86	O-ring	1								



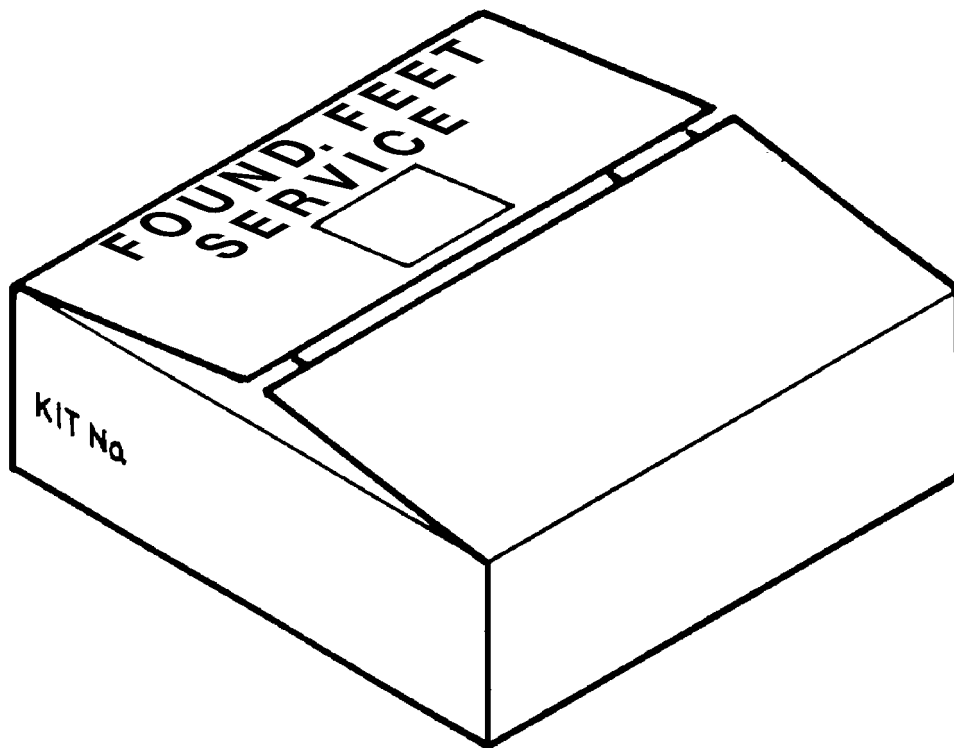
## 12 Major service kit

Ref	Part No	Description	Machine unit number or Subassembly description <b>548735-</b>							Notes
			-01	Quantity						
1	37490	Gasket	1							
2	35607	Gasket	1							
3	37167	Rectangular ring	1							
4	38967	Gasket	2							
5	8419	Ball bearing	1							
6	548746 03	Ball bearing	1							
7	548051 07	Ball bearing	1							
8	548051 06	Ball bearing	1							
9	548747 06	Ball bearing	1							
10	64104	O-ring	1							
11	65192	Gasket	1							
12	65201	O-ring	1							
13	38164	Gasket	1							
14	38159	Lock washer	1							
15	7026	Ball bearing	1							
16	8726	Ball bearing	1							
17	37992	Lock washer	1							
18	6525	Ball bearing	1							
19	68827	Ball bearing	1							
20	73547	Seal ring	1							
21	260190 03	O-ring	1							
22	420843 81	Friction pad	3							
22 A	8341	Screw	3							
23	38324	Gasket	1							
24	310637 84	Friction pad	1							
25	223404 22	O-ring	1							
26	67566	O-ring	1							
27	74067	O-ring	2							
28	67675	O-ring	1							
29	8401	Rectangular ring	2							
30	65220	Gasket	1							



13 Service kit for foundation feet

			Machine unit number or Subassembly description <b>548542-</b>								
Ref	Part No	Description	-01								Notes
				Quantity							
1	65232	Rectangular ring	4								
2	65235	Rectangular ring	4								
3	71123	Cap	4								
4	71124	Cap	4								
5	71125	Cap	4								
6	71126	Cap	4								







## 14 Cross reference list

Part No	Page	Ref.
6525	26	9
6525	52	18
7026	52	15
7026	26	16
8199	32	8
8341	26	21 AA
8341	52	22 A
8401	12	25
8401	52	29
8419	52	5
8419	28	26
8726	26	14
8726	52	16
20758	24	22
20758	24	25
22405	12	9
22405	12	19
27345	20	11 AB
27520	20	31
35120	42	46 B
35120	46	46 B
35607	52	2
35607	24	12
37167	52	3
37167	24	16
37481	28	8
37482	28	8
37483	28	8
37490	52	1
37490	24	26
37682	42	24
37682	46	24
37992	26	1 F
37992	52	17
38159	26	1 D
38159	52	14
38160	26	15
38164	52	13
38164	26	18
38324	30	8
38324	52	23
38685	24	15
38710	30	10
38714	24	27
38967	52	4
38967	24	13
39095	32	9
39096	32	4
39098	32	7
40040	26	20

Part No	Page	Ref.
40040	26	24
41456	12	35
41456	42	46 C
41456	46	46 C
42150	20	19
42150	20	21
42150	20	26
42154	50	7
42154	22	15
60571	26	25
61899	24	14
62094	26	12
62094	26	29
62094	28	29
62467	24	11
63256	28	4
64104	52	10
64104	28	31
64324	42	21
64324	46	21
64426	24	8
64729	26	8
64731	12	41
65152	26	13
65155	26	17
65158	26	22
65170	26	7
65176	28	5
65178	28	6
65179	28	9
65181	28	10
65188	28	17
65189	28	25
65190	28	16
65191	28	20
65192	52	11
65192	28	27
65194	28	19
65195	28	21
65196	28	22
65199	28	30
65201	52	12
65201	28	34
65211	28	2
65220	24	19
65220	52	30
65221	24	23
65232	54	1
65232	24	3
65235	54	2

Part No	Page	Ref.
65235	24	6
65374	42	17
65374	46	17
65379	42	23
65379	46	23
65391	28	7
65457	24	17
65464	22	1 B
66191	28	23
67035	18	12
67035	50	26
67472	26	1 C
67473	26	1 E
67566	12	7
67566	52	26
67575	50	6
67575	22	14
67587	50	10
67587	22	27
67641	28	11
67675	52	28
67675	12	29
67786	32	1
67912	12	22
67960	32	10
68827	26	5
68827	52	19
68919	28	35
68996	42	28
68996	46	28
69024	14	1
69025	14	2
69026	14	5
69027	14	6
69211	30	5
69212	30	6
69214	30	7
69226	30	11
69828	28	12
70321	30	2
70347	28	24
70489	38	3
70492	14	4
70492	12	5
70492	38	7
70492	14	9
70492	24	29
70528	38	5
70624	12	31
70915	34	1 D

Part No	Page	Ref.
71123	24	2
71123	54	3
71124	24	4
71124	54	4
71125	24	5
71125	54	5
71126	54	6
71126	24	7
71128	24	20
71129	30	1
71130	30	3
71181	22	5
71440	50	9
71440	22	26
71686	18	5
71686	50	22
71866	18	2
71866	50	19
71877	22	1 C
71889	42	30
71889	46	30
72243	42	43
72243	46	43
72244	42	39
72244	46	39
72480	12	2
72670	38	1
72719	42	18
72719	46	18
72926	40	2
72926	14	3
72926	12	4
72926	38	6
72926	26	11
72926	24	28
72933	26	19
72933	24	21
72933	24	24
72936	28	3
72936	28	28
72946	38	4
72946	40	4
72946	26	30
72947	12	28
73085	42	42
73085	46	42
73212	18	4
73212	50	21
73376	42	40
73376	46	40

Part No	Page	Ref.
73377	42	41
73377	46	41
73448	42	35
73448	46	35
73547	52	20
73801	26	23
74067	12	23
74067	52	27
104986 02	28	11
190603	18	10
190603	50	23
221035 26	20	11 AA
221035 31	20	14 F
221045 09	12	11
221121 15	36	2
221135 11	34	1 C
221585 13	30	4
221706 10	16	6
221711 13	34	5
221711 13	16	8
221716 01	34	1 E
221716 13	22	7
221721 19	22	12
221726 01	34	2
223101 34	12	27
223101 49	12	10
223101 50	38	5
223107 34	34	6
223107 35	34	3
223401 77	50	11
223401 77	22	29
223404 18	50	18
223404 18	12	20
223404 22	52	25
223406 08	50	8
223406 08	22	23
223406 27	20	13
223406 31	18	6
223406 31	50	20
223406 86	16	7
223406 86	50	31
223410 08	20	8
223412 56	22	4
223412 56	50	4
223412 56	50	5
223412 56	22	11
223523 35	26	4
223642 22	20	15
223643 28	42	46 D
223643 28	46	46 D

Part No	Page	Ref.
260121 01	22	1 A
260154 05	42	5 A
260154 05	46	5 A
260164 03	42	4
260164 03	46	4
260190 03	26	3
260190 03	52	21
260214 01	42	13 A
260214 01	46	13 A
310637 84	32	3 A
310637 84	52	24
420843 81	26	21 A
420843 81	52	22
517672 02	20	14 B
517672 02	50	27
517674 01	20	14 A
517774 02	50	12
517774 02	22	30
518690 80	22	16
518701 06	22	25
518712 01	24	30
518782 01	22	28
519463 02	12	33
519471 80	20	2
519646 03	42	20
519646 03	46	20
520320 08	28	12
520548 01	12	34
520576 83	26	21
520576 84	26	21
521141 11	26	1 B
521651 02	28	1
521659 02	28	33
521707 80	12	15
523249 80	42	2
523249 80	46	2
523368 38	40	5
524104 02	18	11
524106 86	18	9
524110 03	20	18
524110 03	20	25
524458 01	14	7
525156 02	26	1 A
525156 84	26	1
526220 04	38	1
526353 08	18	14
526378 08	42	47
526686 02	30	9
528098 01	26	2
528283 01	24	1

Part No	Page	Ref.	Part No	Page	Ref.	Part No	Page	Ref.
530185 01	12	26	541409 02	40	1	555043 03	12	30
530208 02	12	16	541578 80	22	18	555044 02	12	3
530307 02	34	4	541578 80	22	20	555487 85	42	32
532261 83	22	19	541578 80	22	21	555487 85	46	32
533204 02	20	1	542336 04	22	9	555591 81	42	31
533205 03	20	23	542336 04	22	10	555591 81	46	31
533206 01	20	22	543054 01	20	5	555737 80	42	27
533207 01	20	27	543054 06	20	30	555737 80	46	27
533208 02	20	20	543135 11	46	44	555743 80	46	47
533210 01	20	9	543887 03	12	1	555743 80	42	48
533211 03	20	10	544099 80	12	32	555744 80	42	25
533507 80	38	8	544119 02	18	8	555744 80	46	25
535812 01	12	6	544134 01	42	46 A	555746 80	42	49
536331 81	16	1	544134 01	46	46 A	556062 82	42	33
536436 01	20	17	544135 81	42	46	556523 80	46	45
536436 01	20	24	544135 81	46	46	785366 81	12	38
536469 80	34	1	544212 02	20	14 D	2 210462 28	46	49
536470 01	34	1 A	544216 01	20	14 E	2 210462 28	42	51
536471 01	34	1 B	544316 02	20	14 C	2 210941 17	12	36
536715 02	16	4	544576 80	20	14	2 210941 18	40	6
536717 02	16	3	544960 80	20	12	2 210941 18	38	9
536718 02	16	2	544962 80	18	3	2 210942 36	12	8
536745 03	22	2	544976 01	22	31	2 210942 36	12	18
536746 01	22	6	544983 03	22	32	2 210947 16	14	8
536769 01	20	11 A	544993 86	12	39	2 210947 33	42	2 A
536769 80	20	11 AC	545038 01	18	1	2 210947 33	46	2 A
536773 01	12	21	545093 81	20	11	2 211721 11	24	18
536774 01	18	13	545157 02	22	24	2 211723 08	28	32
536775 05	16	5	546228 02	18	7	2 212601 05	28	36
536775 05	50	30	546229 02	20	3	2 216261 01	40	3
536779 80	12	17	546791 02	32	5	2 216261 02	38	3
536931 01	42	34	547331 81	12	37	2 217767 13	12	40
536931 01	46	34	548051 06	52	8	2 218043 04	38	4
537086 05	50	17	548051 06	28	13	2 523103 05	20	4
537602 85	32	3	548051 07	52	7	2 523205 12	12	42
537864 04	22	3	548051 07	28	14	7 006141 01	26	10
537864 04	50	16	548333 01	20	32	7 006142 80	26	28
538011 84	24	9	548746 03	52	6			
538011 85	24	9	548746 03	28	15			
538016 01	42	13	548747 06	52	9			
538016 01	46	13	548747 06	28	18			
539030 80	42	13	549264 80	22	17			
539030 80	46	13	549476 04	26	6			
539170 81	42	5	549476 05	26	6			
539170 81	46	5	551337 01	36	1			
539474 03	50	14	553188 05	46	48			
539921 80	24	10	553188 05	42	50			
539921 81	24	10	553565 02	22	13			
540287 04	22	22	553596 80	22	1			
541225 03	22	8	554242 81	12	24			

