












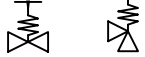
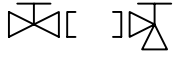
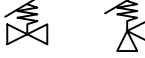
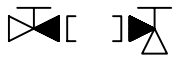


























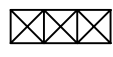




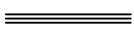

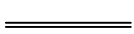

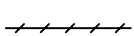



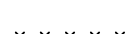





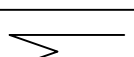








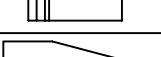

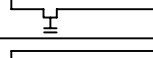



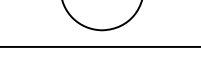






SYMBOL	SYMBOL DESIGNATION	SYMBOL	SYMBOL DESIGNATION
	MANUAL BUTTERFLY VALVE		NEEDED 3WAY TEST
	REM. HYD. BUTTERFLY		PRESS. REGULATING VALVE
	REMO. HYD. BUTTERFLY V/V WITH INTERM. POSITION CONTROL VALVE		PRESS. REDUCING PNEU.
	STOP VALVE (STR./ANG)		PRESS. CONT. REGULAT'G
	NON-RETURN STOP VALVE (STR./ANG)		QUICK CLOSING PNEU. (STR./ANG)
	GATE VALVE (RISING)		QUICK CLOSING HYD. (STR./ANG)
	GATE VALVE (NON-RISING)		QUICK CLOSING WIRE (STR./ANG)
	HOSE GLOBE V/V (STR./ANG)		SELF CLOSING SPRING (STR./ANG)
	GLOBE SDNR WITH HOSE CONNECTOR VALVE (STR./ANG)		SAFETY (STR./ANG)
	SWING CHECK VALVE (FLAP TYPE)		STORM VERT. SDNR (STR./ANG)
	FLAP CHECK VALVE		STORM VERT. SWING CHECK
	S.D.N.R. VALVE (STR./ANG)		TEMP. CONTROL 2WAY WAX
	NON-RETURN BALL WITHOUT SPRING		TEMP. CONTROL 3WAY PNEU.
	NEEDLE VALVE		TEMP. CONTROL 3WAY WAX
	FLOW CONT. BALL V/V FLOAT		TEMP. CONTROL 3WAY ROTARY PISTON
	FLOW CONT. BALL FLOAT CHECK		LOCK (OPEN/CLOSE)
	FLOW CONT. 2WAY DISC/DIAPHRAGM		PRESS. VACUUM HIGH VELOCITY
	BALL 3WAY (T-TYPE/L-TYPE)		GAS FREEING COVER
	COCK VALVE 2WAY		FLOAT VALVE
	COCK V/V 3WAY (T-TYPE/L-TYPE)		REMO. HYD. BUTTERFLY V/V WITH AUTO CONTROL VALVE ACTUATOR
	MAGNETIC V/V 2WAY (STR./ANG)		INTERNATIONAL SHORE CONNECTION
	MAGNETIC V/V 3WAY		MANIFOLD VALVE
	DEAERATING		SURFACE VALVE
	ELECTRIC MOTOR VALVE		

SYMBOL	SYMBOL DESIGNATION	SYMBOL	SYMBOL DESIGNATION
	BELL MOUTH		MUD BOX (ANG./STR.)
	BLIND FLANGE		ROSE BOX
	BOSS AND PLUG		LEVEL GAUGE WITH VALVE (FLAT/CYLINDRICAL TYPE)
	SLIDING EXPANSION JOINT		LEVEL GAUGE (DIAL FLOAT/FLOAT)TYPE
	SLEEVE COUPLING		LEVEL GAUGE WITH VALVE (DAIL TYPE)
	BELLOWS COUPLING		GLASS LEVEL GAUGE WITH VALVE AT LOW END. (FOR WATER TANK)
	COAMING(WITH DRAIN PLUG)		GLASS LEVEL GAUGE WITH SELF.CLOS.V/V AT LOW END. (FOR LUB.OIL TANK)
	FLEXIBLE JOINT FLEXIBLE PIPE JOINT		MAGNET LEVEL GAUGE WITH VALVE AT LOW END.
	HOPPER		SIGHT GLASS
	OVERBOARD		STRAINER Y-TYPE
	REDUCER		STRAINER SIMPLEX
	BRANCH		STRAINER DUPLEX
	SEPARATOR		AUTO CLEANING FILTER WITH MANUAL BY-PASS FILTER
	SPCKETABLE FLANGE (NORMAL OPENED/CLOSED)		STEAM TRAP DISC TYPE
	ORIFICE PLATE		STEAM TRAP DISC TYPE WITH V/V
	SPOOL PIECE		STEAM TRAP FLOAT TYPE
	AIR VENT GOOSE NECK PIPE (WITHOUT WIRE NET)		STEAM TRAP FLOAT TYPE WITH V/V
	AIR VENT GOOSE NECK PIPE (WITH WIRE NET)		HOSE CONNECTOR
	AIR VENT HEAD (BONNET TYPE WITH WIRE NET)		DECK OR COAMING SCUPPER
	SOUNDING CAP SELF CLOS'G WEIGHT WITH SELF CLOS'G COCK		DECK STAND (MANUAL HYDRAULIC TYPE)
	SOUNDING CAP (NORMAL)		DECK STAND (MANUAL MECHANICAL TYPE)
	SOUNDING CAP (DECK FLUSH)		
	SOUNDING CAP SELF CLOS'G WEIGHT PEDAL WITH SELF CLOS'G COCK		
	FILLING CAP		

SYMBOL	SYMBOL DESIGNATION	SYMBOL	SYMBOL DESIGNATION
	FLOW METER		STEAM TRACING AND INSULATION
	HORN		INSULATION
	EJECTER		HYD. OIL PIPE
	AUTO FILTER		CONTROL AIR PIPE
	PORTABLE TANK		CAPILLARY TUBE
	HULL TANK		ELECTRIC CABLE
	CENTRIFUGAL PUMP		DECK
	GEAR PUMP		HEATING COIL
	HAND PUMP		AUTO START & STOP
	SCREW PUMP		AUTOMATIC CHANGE
	MONO PUMP		LOCAL INSTRUMENT
	PISTON PUMP		REMOTE CONTROL INSTRUMENT
	VISC. CONTROLLER		AUX. SWITCH
	F.W FOUNTAIN		COMPOUND INDICATOR
	WASH BASIN		PRESSURE INDICATOR
	SHELL/TUBE TYPE HEAT EXCH		
	COOLER PLATE TYPE		
	MAKER SUPPLY		
	VISCOSIMETER		
	SALINITY INDICATOR		