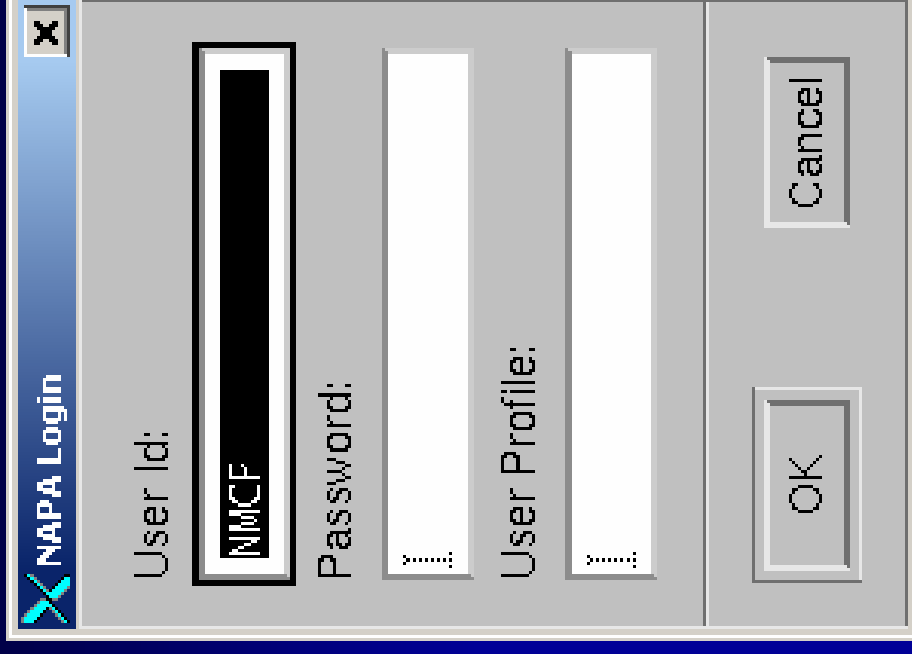


# 预备知识: 启动NAPA

- ❖ Start by Logging into NAPA
- ❖ Users must be defined!  
ADMI already exists
- ❖ New users are created in ADM → INST Task



# 预备知识: 启动NAPA

## ❖ 设置启动属性

例:

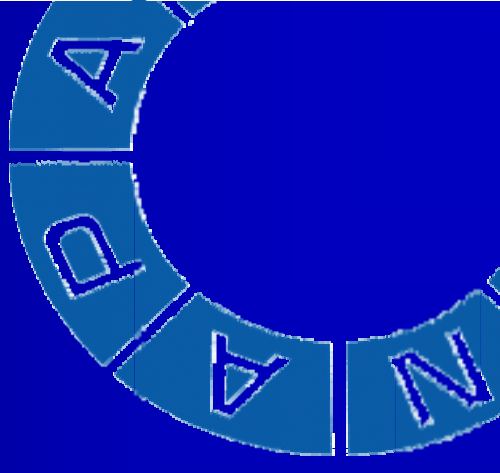

```
c:\napa\dsn061.exe -u user//layout -p ver/pro
```

Tidylayout

Smalllayout

Mediumlayout

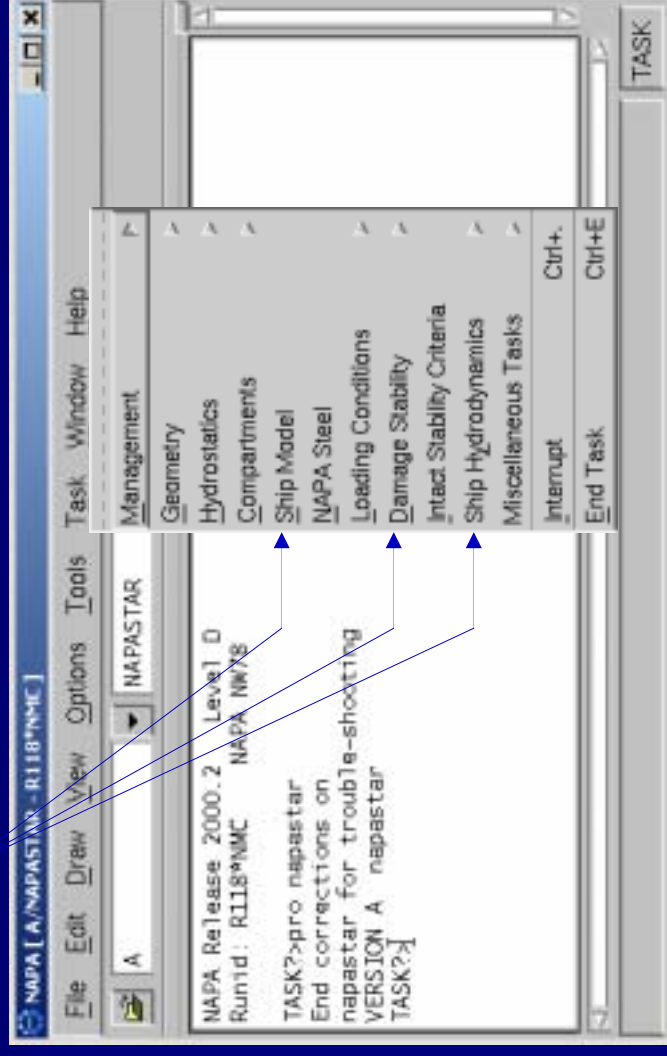
Largelayout



# 预备知识: 界面介绍(1/3)

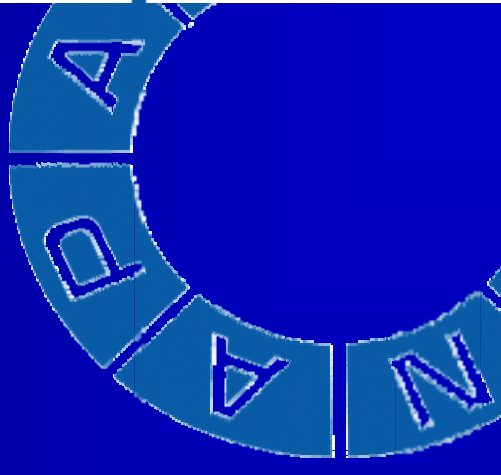
- ❖ NAPA is a command oriented program
- ❖ Includes a detailed and dynamic Graphical User Interface (**GUI**) that simplifies the learning process and speeds work
- ❖ Data is organized into PROJECTS and VERSIONS

Work is carried out by using various components of the program referred to as tasks



# 预备知识：界面介绍(2/3)

- ❖ CLI界面
- ❖ 提示符与光标
- ❖ 命令执行
- ❖ 关于NAPA命令



## 预备知识: 界面介绍(3/3)

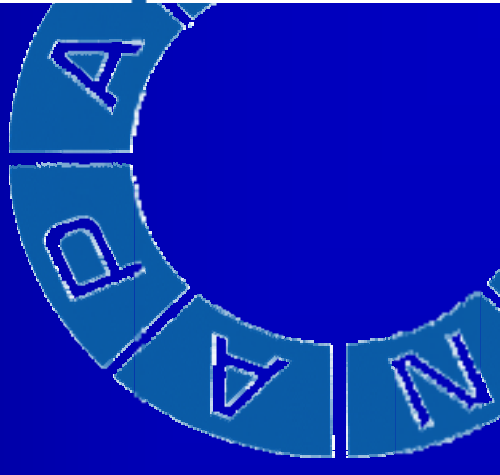
### ❖ 常用的NAPA命令

!COM; !COM !; !COM ID

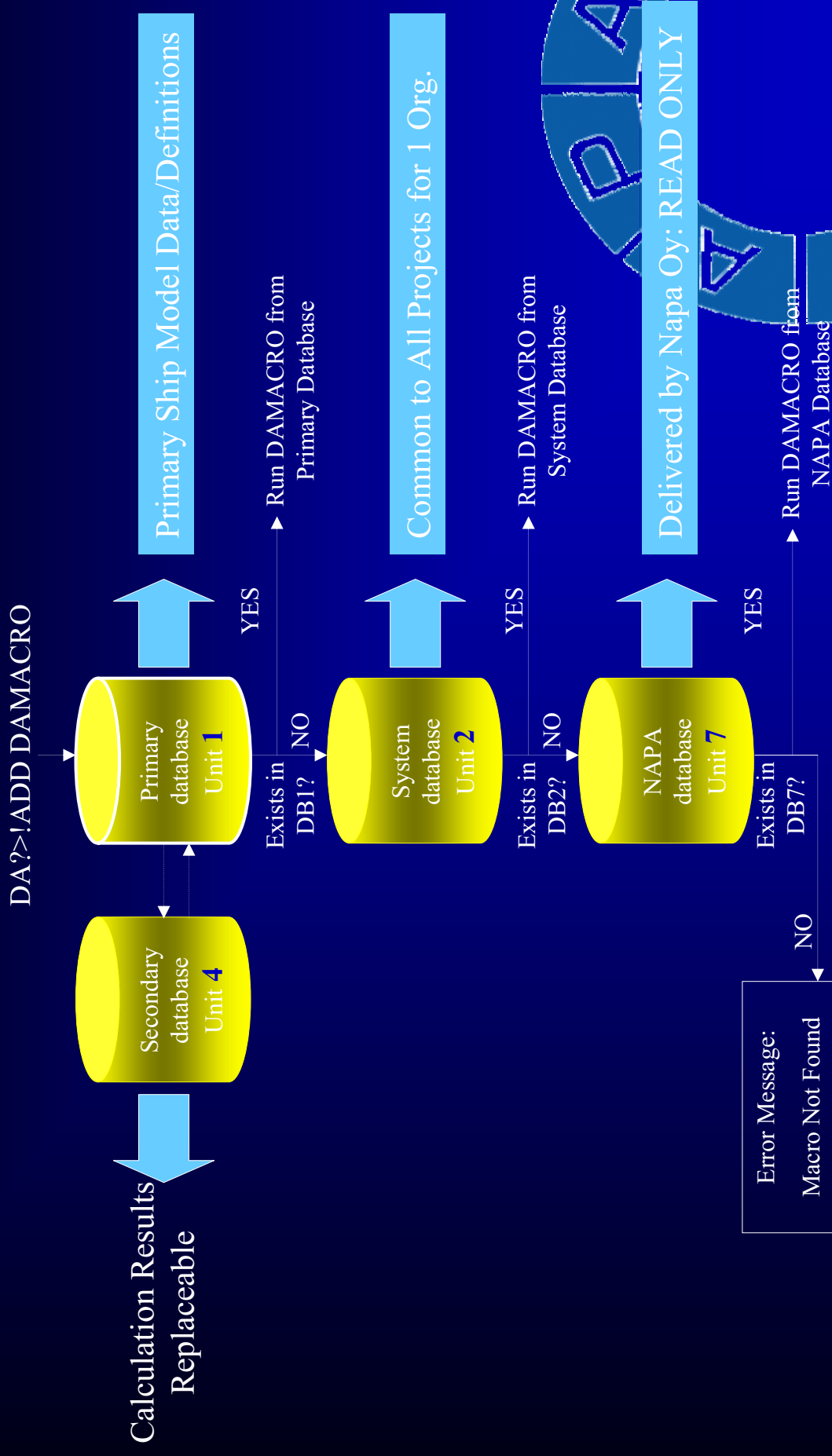
!EXP---解释命令

DES---描述对象

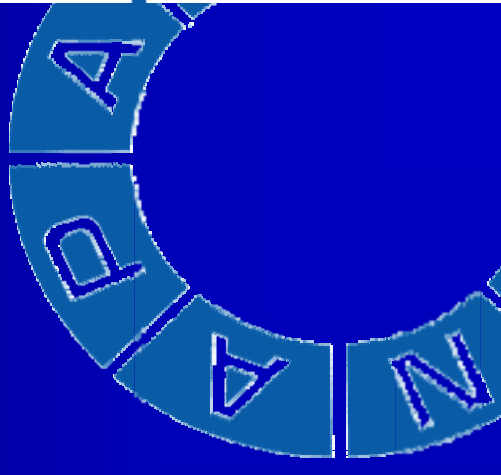
(!)END



# 预备知识: NAPA的数据管理



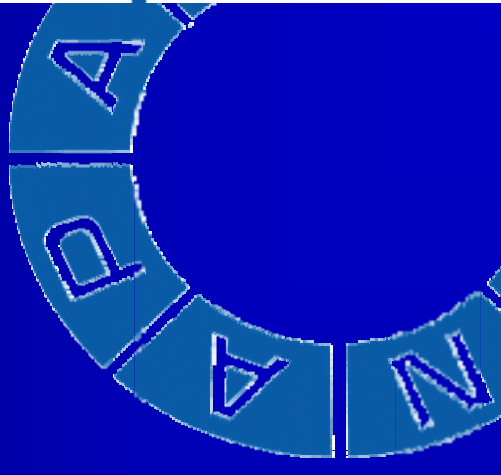
❖ 数据库的备份:  
DB1; DB7; DB2



# 预备知识：项目和版本

- ❖ 一个项目(project) 可以包含多个版本(version)
- ❖ 每个版本具有自己的参照系统(如主尺度,等...)
- ❖ 不同的版本集合在一个项目数据库中

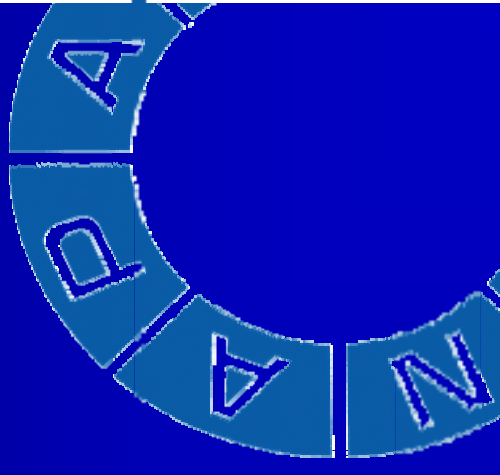
❖ **!VER LIST**





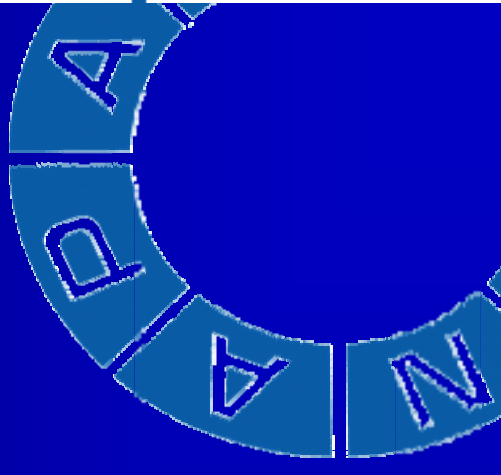
## 预备知识：项目和版本

- ❖ TASK?>pro name (打开或者新建项目)
- ❖ TASK?>ver list (版本清单)
- ❖ TASK?>ver name perm (设定PERM版本)
- ❖ TASK?>ver new\_name (建立新版本)



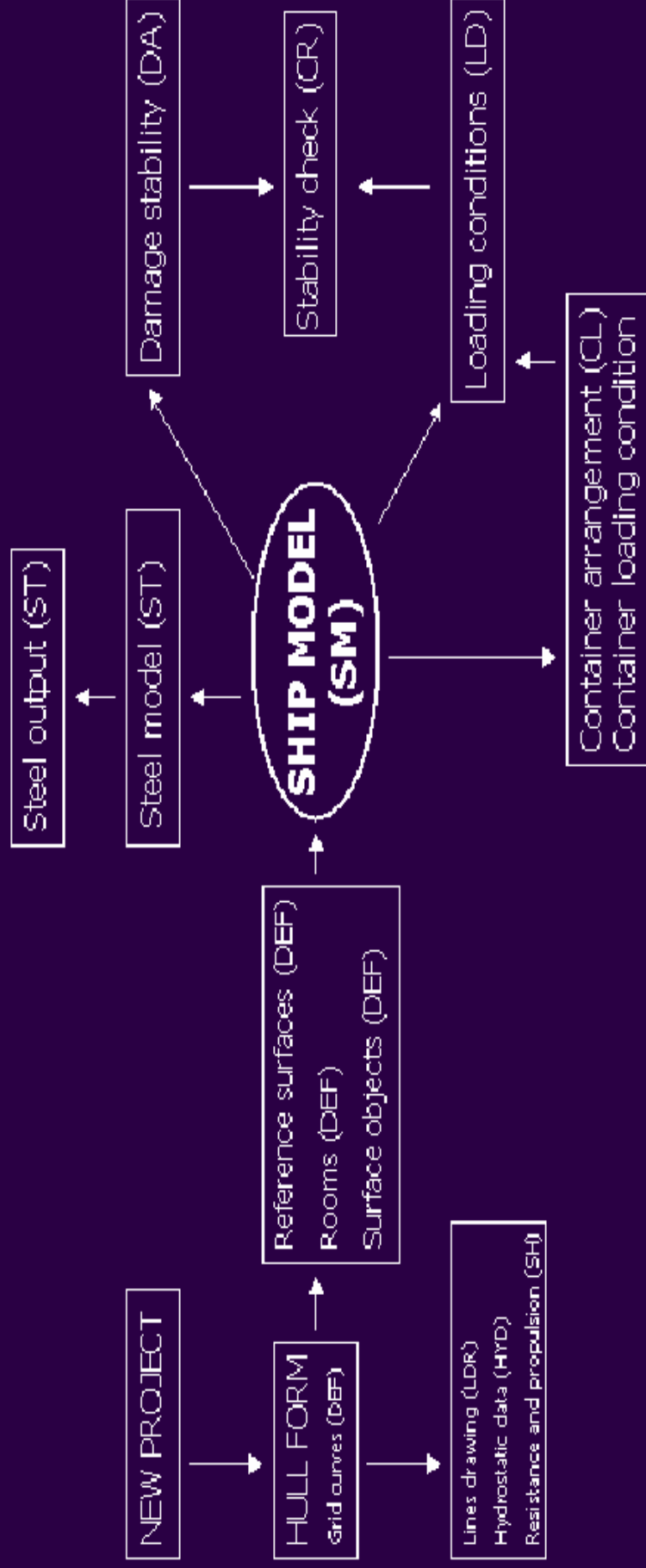
## 预备知识: 建立新项目

- ❖ Task?>Pro pro-name
- ❖ File→New Project
- ❖ 输入基本参数之后,生成坐标系(REF)



# 预备知识: NAPA 工作流程

## Overview picture to working with NAPA

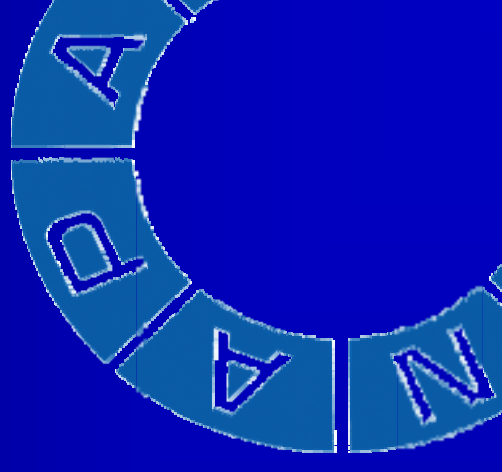


# 预备知识：如何获得帮助

❖ NAPA资源

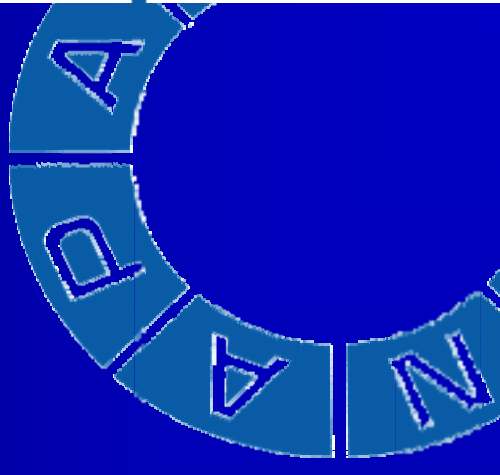
❖ 联系芬兰

❖ 联系上海



## 预备知识： 如何获得帮助— **NAPA**资源

- !com
- !exp <Command>
- Help Viewer
- Online Manuals
- ❖ Introduction to NAPA
- ❖ NAPA User Meeting
- ❖ NAPA User Seminar China



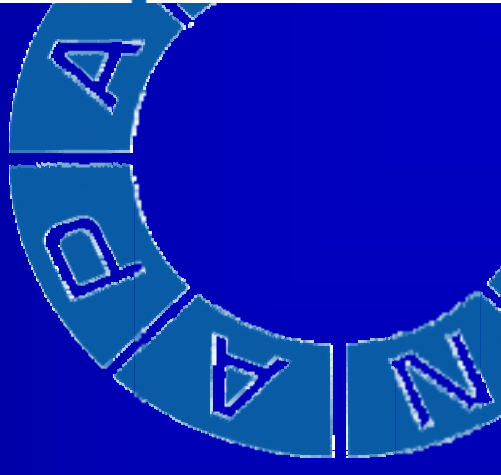
# 预备知识：如何获得帮助—联系芬兰

- ❖ Napa的技术支持渠道：
- ❖ Email: [customer.service@napa.fi](mailto:customer.service@napa.fi)
- ❖ Telefax: +358 9 22 813 800
- ❖ Telephone: +358 9 22 813 888
- ❖ +358 9 22 813 1
- ❖ Internet: [www.napa.fi/support\\_area](http://www.napa.fi/support_area)



# 预备知识： 如何获得帮助—联系芬兰

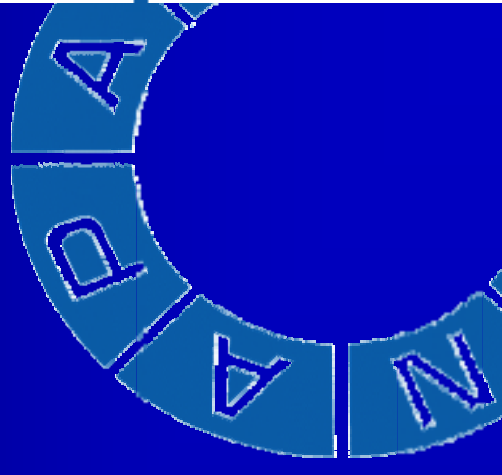
- ❖ 联系Customer Service,而非个人(Dear Customer Service)
- ❖ 注明问题编号,出错信息,必要时提供数据  
库
- ❖ 将问题最终的结果反馈Napa
- ❖ CC 上海代表处



# 预备知识：如何获得帮助—联系上海

## Napa上海代表处联系方式：

- 电话：021-62173231
- 传真：021-62172732
- 手机：13917361597
- E-mail: [Ni.Bo@napa.fi](mailto:Ni.Bo@napa.fi)





# 如何编辑对象定义

- ❖ DEF?>DES T001
- ❖ CYL, T001
- ❖ AXI, (10, 20, 30), (30, 50, 99)
- ❖ FOR, R=4
- ❖ DEF?>EDI T001
- ❖ 1
- ❖ 2 CYL, T001
- ❖ 3 AXI, (10, 20, 30), (30, 50, 99)
- ❖ 4 FOR, R=4
- ❖ -?>2 CYL T002
- ❖ -?>3 AXIS (12 20 30) (33 55 99)
- ❖ -?>ADD
- ❖ DEF?>DES T001 T002
- ❖ CYL, T001
- ❖ AXI, (10, 20, 30), (30, 50, 99)
- ❖ FOR, R=4
- ❖ CYL, T002
- ❖ AXI, (12, 20, 30), (33, 55, 99)
- ❖ FOR, R=4

