

SPECIFICATIONS

GENERAL CHARACTERISTICS

Rules and Regulations	IMO A.806 (19), MSC 68(68) Annex 3, IEC 61097-3 Annex A, IEC 61162-1 (2000), IEC 60945 (2002), EN 300 373-1 (2002), EN 300 338 (2004), EN 301 033 (2005), ETS 300 067A1 (1998), ITU-R M.493-11, M.541-9, M.476-5, M.491-1, M.492-6, M.625-3, M.1173-3
Frequency Range TX:	1.6 to 27.5 MHz (100 Hz steps)
RX:	0.1 to 30 MHz (10 Hz steps)
Number of Channels	256 user-specified channels plus ITU, SSB/TELEX channels
Communication Mode	Full-duplex*, Semi-duplex or Simplex
Class of Emission	J3E, J2B (F1B)

TRANSCEIVER

RF Output Power	500 W pep**
Antenna	7 to 18 m, whip or wire
Tuning Speed	2 to 15 sec.
Sensitivity	+7 dB µV (4-27 MHz, J3E)

DSC

Receiving Frequency	All DSC Frequencies in MF/HF
MessageStorage Receive:	50 messages max., plus 50 non-distress messages
Transmit:	50 messages, telephone NO., Frequency, etc.

INTERFACE  
POWER SUPPLY

IEC 61162-1  
24 VDC receive 3 A, transmit 60 A  
100/220 VAC\*  
\*with an optional Rectifier PR-850A

EQUIPMENT LIST

Standard

1. Transceiver Unit	FS-5070T	1 Unit
2. Control Unit	FS-2571C	1 Unit
3. Antenna Coupler with BK Relay Kit	AT-5000-H-B	1 Unit
4. Handset with 1.5 m curled cable	HS-2003-15	1 Unit

Option

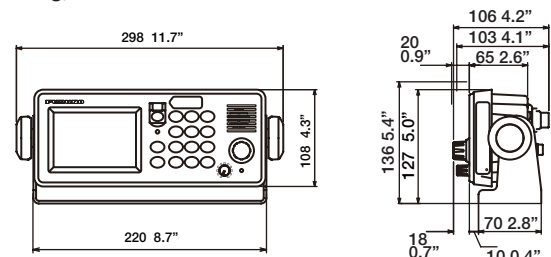
1. Rectifier PR-850A for 100/220 VAC
2. Remote Control Unit FS-2571C
3. Handset HS-2003-15 for Remote Control Unit
4. NBDP Terminal IB-583
5. NBDP modem OP05-97
6. Matching Box ARD-1 for receiving antenna on duplex
7. Headphone ST-90
8. External Speaker SEM-21Q
9. Printer PP-510
10. Printer Interface IF-8500
11. Flush Mount Kit OP05-98 for FS-2571C
12. Distress Alert Unit IC-302-DSC
13. Received Call Unit IC-303-DSC

N.B., \*Operating frequency should not exceed 22 MHz for full-duplex communications.  
\*\*RF output power should be restricted to 400 W on MF and NBDP.

CONTROL UNIT

FS-2571C

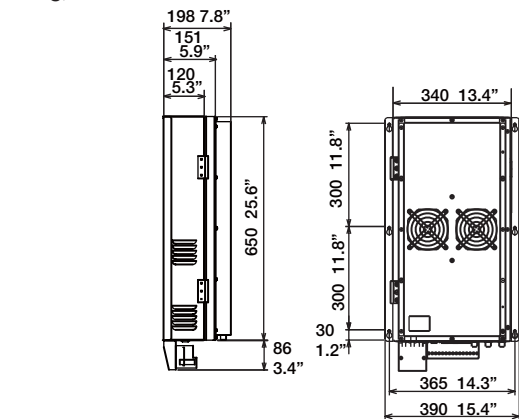
1.6 kg, 3.53 lb.



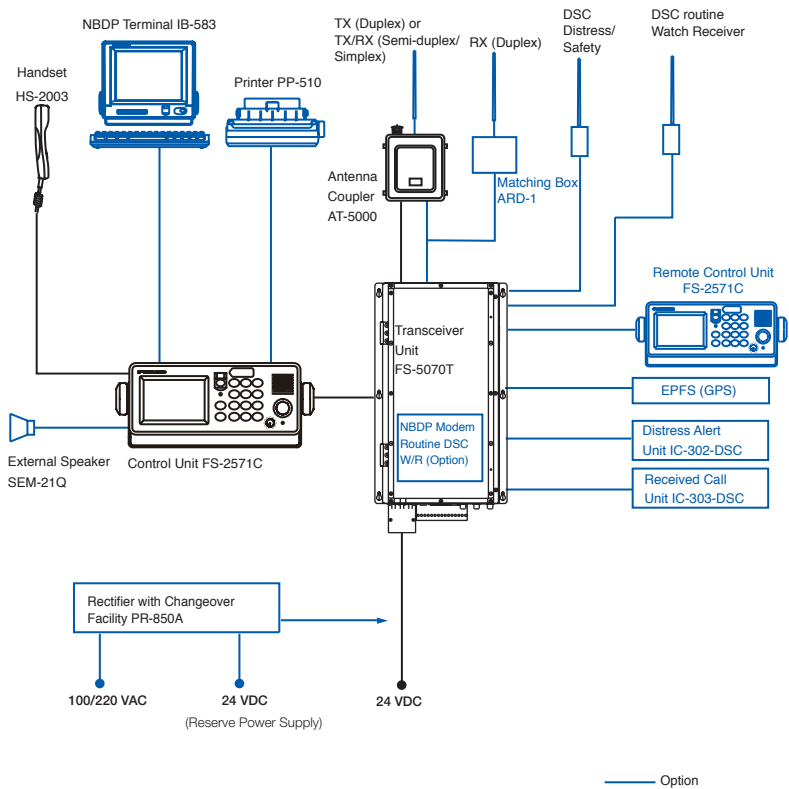
TRANSCEIVER UNIT

FS-5070T

26 kg, 57.3 lb.



INTERCONNECTION DIAGRAM



SSB  
SSB Radiotelephone

MF/HF SSB Radiotelephone

FS-5070



TRADE MARK REGISTERED MARCA REGISTRADA  
SPECIFICATIONS SUBJECT TO CHANGE WITHOUT NOTICE

FURUNO U.S.A., INC.

Camas, Washington, U.S.A.  
Phone: +1 360-834-9300  
Fax: +1 360-834-9400

FURUNO (UK) LIMITED

Havant, Hampshire, U.K.  
Phone: +44 2392-441000  
Fax: +44 2392-484316

FURUNO FRANCE S.A.

Bordeaux-Mérignac, France  
Phone: +33 5 56 13 48 00  
Fax: +33 5 56 13 48 01

FURUNO ESPAÑA S.A.

Madrid, Spain  
Phone: +34 91-725-90-88  
Fax: +34 91-725-98-97

FURUNO DANMARK AS

Hvidovre, Denmark  
Phone: +45 36 77 45 00  
Fax: +45 36 77 45 01

FURUNO NORGE A/S

Ålesund, Norway  
Phone: +47 70 102950  
Fax: +47 70 127021

FURUNO SVERIGE AB

Västra Frölunda, Sweden  
Phone: +46 31-7098940  
Fax: +46 31-497093

FURUNO FINLAND OY

Espoo, Finland  
Phone: +358 9 4355 670  
Fax: +358 9 4355 6710

FURUNO POLSKA Sp. z o.o.

Gdynia, Poland  
Phone: +48 58 669 02 20  
Fax: +48 58 669 02 21

FURUNO DEUTSCHLAND GmbH

Rellingen, Germany  
Phone: +49 4101 838 0  
Fax: +49 4101 838 111

LLC FURUNO EURUS

Petersburg, Russia  
Phone: +7 812 767 15 92  
Fax: +7 812 766 55 52



06083SS Printed in Japan



The future today with FURUNO's electronics technology.

**FURUNO ELECTRIC CO., LTD.**

9-52 Ashihara-cho, Nishinomiya City, Japan Phone: +81 (0)798 65-2111  
Fax: +81 (0)798 65-4200, 66-4622 URL: www.furuno.co.jp

Catalogue No. S-024

TRADE MARK REGISTERED  
MARCA REGISTRADA



# Reliable MF/HF SSB Radiotelephone for general and distress communication with integrated DSC/DSC Watch Receiver/NBDP Modem

- ▶ Distress, safety and routine communication
- ▶ Fully meets GMDSS carriage requirements
- ▶ Instant selection of 256 user-specified channels with a rotary knob or direct keyboard input
- ▶ 160-character message on high-legibility LCD
- ▶ 500 W MF/HF radiotelephone with DSC facility
- ▶ File editing for ready transmission of DSC messages

- ▶ Full-duplex communications
- ▶ GPS position automatically fed to distress call
- ▶ NBDP modem incorporated (Optional Supply)
- ▶ Simplified operation with use of a rotary knob
- ▶ Flexible installation thanks to component system configuration



SSB Radiotelephone

## FS-5070

The FS-5070 is the new 500 W MF/HF SSB radiotelephone for general and distress communication, which satisfies the carriage requirement for application in the GMDSS A3-A4 sea areas. In addition to radiotelephone operation, DSC (Digital Selective Call) both on general and distress communications is available with an internal DSC Watch Receiver.

The FS-5070 works on all authorized transmission frequencies between 1.6 and 27.5 MHz. Receiver frequencies can be selected between 100 kHz and 30 MHz in 10 Hz steps. The transmission and receiver frequencies can be selected separately or in pair.

The FS-5070 maintains continuous watch on a distress and routine call while maintaining normal

voice communications: DSC channels can be individually set, or all selected channels can be automatically scanned to make use of the services. When a DSC message is received, the FS-5070 generates audio and visual alarms. Optionally, a NBDP modem can be accommodated in the transceiver unit for allowing NBDP communications as well as distress message and maritime safety information handling. The digital frequency synthesizer facilitates high frequency stability for DSC and NBDP as well as for telephony communications.

The FS-5070 consists of a control unit with a telephone handset, a transceiver unit and an antenna coupler. Its component system configuration allows for flexible installation onboard, and its compact control unit facilitates simplified installation within a communication console.

The FS-5070 complies with the following international rules and regulations:

IMO A.806 (19), MSC 68(68) Annex 3, ITU-R M. 493-11, M. 541-9, M. 476-5, M. 491-1, M. 492-6, M. 625-3, M. 1173-3 IEC 61097-3 Annex A, IEC 61162-1 (2000), IEC 60945 (2002)  
EN 300 373-1 (2002), ETS 300 067A1 (1998), EN 300 338 (2004), EN 301 033 (2005)



### Control Panel

Operational setting can be configured by utilizing the knobs and keys on the front panel. The following is a brief overview of the operational settings of the FS-5070.



**DISTRESS key:**  
Quick transmission of distress alerts

**CANCEL key:**  
Cancellations of: erroneous data input, actions, alarms, transmission and error indicator

**CALL key:**  
Transmission of DSC routine calls

**PUSH TO ENTER rotary knob:**  
Tuning adjustment and channel selection for radiotelephone, Menu selection for DSC

**PWR/VOL rotary knob:**  
Volume control

### Alphanumeric keys

1/RT:	Switching operating mode to radiotelephone, switching frequency to 2182 kHz/J3E	7/🔊:	Activating/deactivating alarm/buzzer (except for deactivating distress alerts and urgency alarms)
2/DSC:	Switching to DSC mode	8/PRINT:	Printing communication log, DSC messages (except for DSC scanning and radiotelephone display) and the result of the daily tests
3/TEST:	Implementation of daily test	9/🔍:	Dimmer control and contrast of the LCD
4/IntCom:	Activating/deactivating the intercom function	*/FILE/CURSOR:	Opening the SEND MESSAGE FILE and shifting the cursor
5/ACK/SQ:	Activating/deactivating squelch and setting of AUTO/MANUAL DSC watch-keeping	0/LOG/TUNE:	Tuning of the antenna coupler and displaying the DSC message log
6/SCAN:	Activating/deactivating the scanning of DSC channels	#/SETUP:	Opening the set-up menu