

TOP VIEW
(Detail drawing)

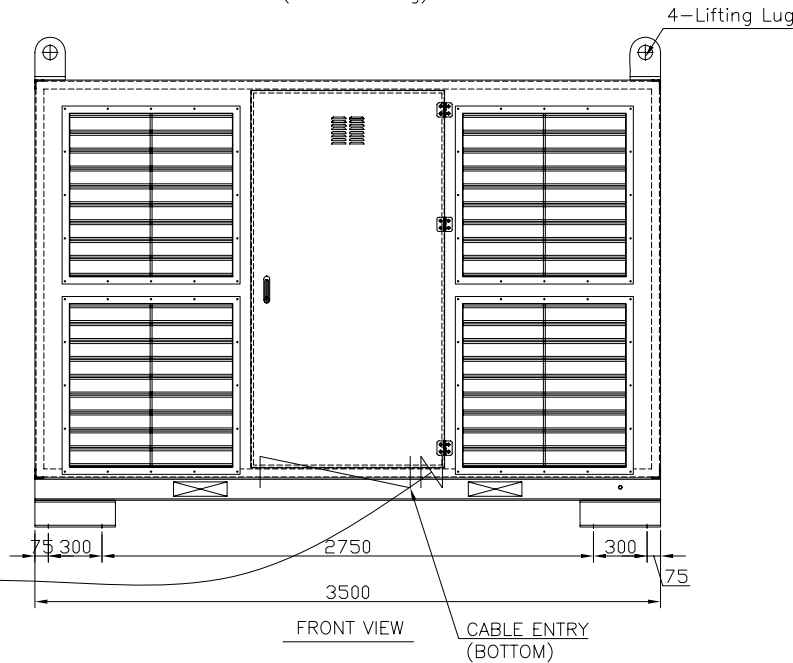
SPECIFICATION

1. RATED CAPACITY : 2400 kW
2. RATED VOLTAGE : 3 ϕ 3W, 450V, 50/60 Hz
3. LOAD TAP.(For Capa.) : 600kW * 3+300kW + 150kW
+ 75kW + 50kW + 25kW=2400kW
4. MATERIAL OF ELEMENT : FCHW - 2
5. TYPE OF ELEMENT : HELICAL TYPE
6. TYPE OF ENCLOSURE : OUT - DOOR
9. APPROX. W'T : 4500Kgs / Box
10. QUANTITY : 1 Box / 1Unit

** 사이즈 **

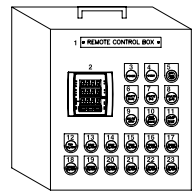
실 사이즈 - W3500 * D2550 * H2720 (24.28CBM)-4500kg

수출포장시 사이즈 - W3750 * D2800 * H3050(32.03CBM) - 5300kg

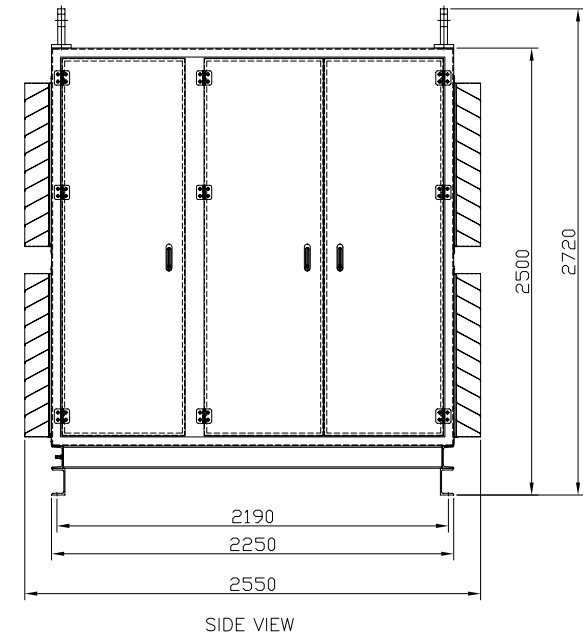


FRONT VIEW

CABLE ENTRY
(BOTTOM)



REMOTE CONTROL BOX
LOAD BANK 내부에 같이 포장 가능.



SIDE VIEW

| | | | | | | |
|----|-----------|--------------|---------|---------|----------|----------|
| △ | | | | | | |
| △ | '10-11-09 | for approved | S.M. OH | S.M. OH | H.P. KIM | H.P. KIM |
| △ | '10-08-26 | First Issue | S.M. OH | S.M. OH | H.P. KIM | H.P. KIM |
| NO | DATE | DESCRIPTION | DRWN | DSGN | CHK'D | APP'D |

FILE
NO.

PRODUCTION

로드파워



LOADPOWER

PROJECT

(주) 삼진조선

TITLE

G.A OF RESISTIVE LOAD BANK

JOB
NO.

SCALE
N
S

DWG
NO.

LBGA-0091A

SHEETS