




KABELSTIGER OG UTSTYR FOR SKIP CABLE LADDERS AND ACCESSORIES FOR SHIPS



BEING SMART IS GOOD. BEING FIRST IS GOOD. BEING BOTH IS BETTER.

PRODUKT INFORMASJON PRODUCT INFORMATION

Øglænd System tilbyr opphengssystemer tilpasset alle faggrupper, kabelstiger, kabelbaner, koblingsboksstativ, rørklammer, trefoilklemmer, varmekabler, styringssystemer, m.m.

Har du spørsmål? Ikke nøl med å ta kontakt.

Oglaend System offer a broad range of cable support systems for all applications, i.e., cable ladders, cable trays, junction box racks, tubing clamps, trefoil cleats, heating cables, control systems etc.

Any questions? Don't hesitate to contact us!



Innhold: Contents:

Symboler som forteller om utstyrets styrke, materialkvaliteter, lagerhold og skruenebehov.

Symbols for the equipment strength, materials, stock and the need of screws.

VEKTSYMBOLER DEFINERER BELASTNINGSSOMRÅDE

Delene i denne katalogen er forsynt med symboler som viser hvilket av 4 forskjellige belastningsområder utstyret passer best til.

Områdene er:

Ekstra kraftig utstyr (X) beregnet for de største belastninger offshore og i større industrianlegg.

Kraftig utstyr (H) er også beregnet for store belastninger offshore og i store industrianlegg.

Medium utstyr (M) er beregnet for middels belastninger.

Lett utstyr (L) er beregnet for mindre belastninger i bygg.



WEIGHT SYMBOLS DEFINE LOAD AREA

This section of the catalogue has symbols showing which load area, amongst 4, that the equipment is most suitable for.

The areas are:

Extra heavy load (X) designed for the heaviest load in offshore installations and in big industrial plants onshore.

Heavy load (H) also designed for heavy load offshore and in industrial plants onshore.

Medium load (M) is designed for medium load both off and onshore.

Light equipment (L) is designed for less load in light installations.

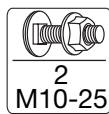


SYMBOLER FOR SKRUE / SYMBOLS FOR SCREWS:

Husk: Skruer er inkludert! Antall skruer foran parentes leveres med delene som standard.*

Remember: Screws are included! Listed number screws before brackets are supplied stdr. with the parts.*

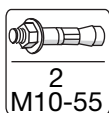
Symboler viser skruetype, minimum antall og typebetegnelse. Bestillingsnummer er på s. 26.



This symbol shows type of screw, the number needed and name. For order no. - see page 26.

SYMBOLEKSEMPLER:

Ekspansjonsbolter
Behov: 2 stk.
Type M10-55



SYMBOL EXAMPLES:

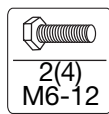
Expansion bolts
2 pcs. needed.
Type M10-55.

Låseskrue m. linsehode
Behov: 1 stk.
Type M10-20.



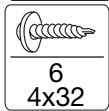
Locking screws
1 pcs. needed.
Type M10-20.

Sekskantskrue
Behov: Min. 2 stk.
(4) Kan brukes*.
Type M6-12.



Hexagonal screws
Minimum 2 pcs. needed.
(4) May be used*.
Type M6-12.

Selv borende skrue
Behov: 6 stk.
Type 4x32.



Self tapping screw
6 pcs. needed.
Type 4x32.

***) NB!** Ved spesielle forhold sikres montasjen med antall oppgitt i parentes.

***) NB!** In special conditions secure the set up with the listed number put in brackets

Symbolforklaring Explanation of symbols	3
Stigeprogram Ladderprogramme	4 - 5
Bend og Vertikalbend Bends and Risers	6 - 7
Tilbehør Accessories	7 - 10
Boltsveising Stud welding	11
Felles oppheng alle faggrupper Multidiscipline support systems	12 - 13
Opphengskinner og sveisebraketter Support channels and welding brackets	14
ETIN instrumentrørklammer ETIN tube clamp	15
SPB kabelbaneprogram SPB cable tray program	16
Perforerte Profiler Perforated Profiles	17
Skruer Screws	18

Quality control

Oglaend System is certified by D.N.V. to conform to the Quality System Standard NS-EN ISO 9001, which is the strictest quality code for contractors developing, designing and manufacturing their own equipment.



CERTIFICATES:

**OE and LOE ladders:
RZE ladders:
SPB-RF trays:
ETIN tubing clamp:**

**D.N.V. cert. No. E 5648
D.N.V. cert. No. E 5647
D.N.V. cert. No. E 5649
D.N.V. cert. No. E 5650**

Patents and design applications

Many of Oglaend System's products are patented or protected by design applications. A complete list is available on request.

Patenter og mønsterbeskyttelser

Mange av Øglaend Systems produkter er patentert eller mønsterbeskyttet. En komplett liste er tilgjengelig ved henvendelse.

Marine ladder system Type RZ and Type RH

LEVERINGSPROGRAM / SUPPLIED IN:

Standard: **3m lengths**

RP: Red oxide painted steel

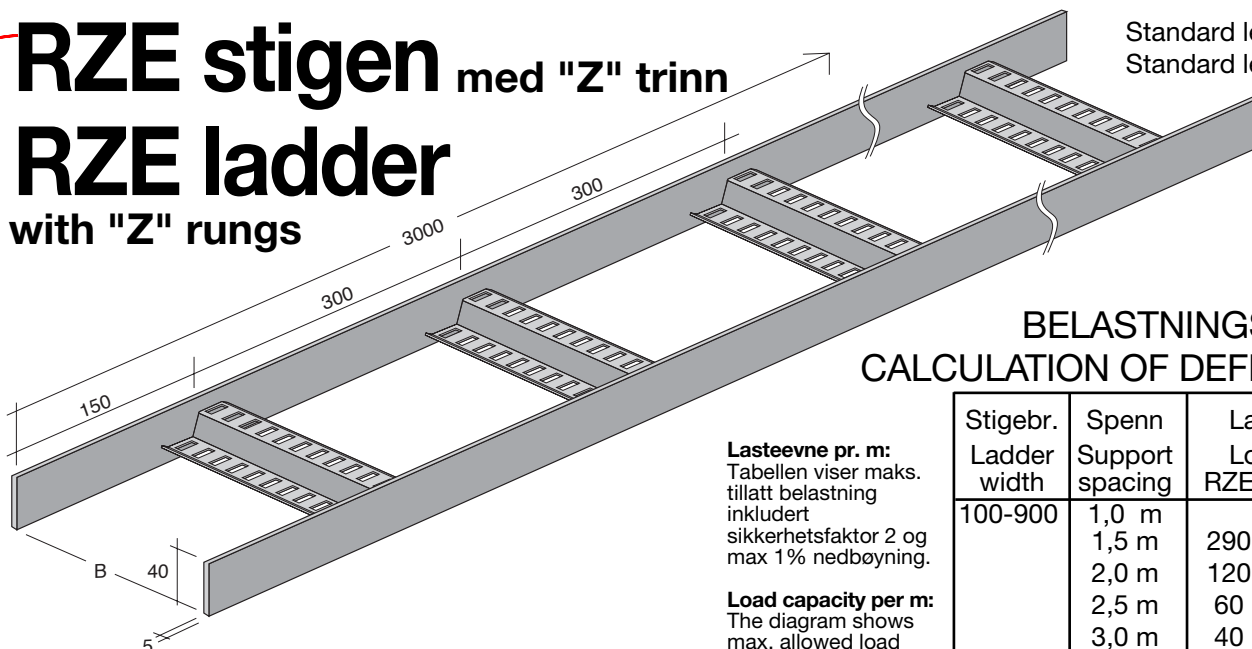
ZP: Zink painted steel

HDG: Hot dip galvanized steel

Black steel, stainless steel or aluminium (on request).

Veritas Certificate E-4036

RZE stigen med "Z" trinn RZE ladder with "Z" rungs



Standard lengde: 3m.

Standard length: 3m.

BELASTNINGSTABELL CALCULATION OF DEFLECTION

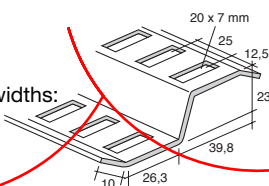
Lasteevne pr. m:
Tabellen viser maks. tillatt belastning inkludert sikkerhetsfaktor 2 og max 1% nedbøyning.

Load capacity per m:
The diagram shows max. allowed load included a safety factor of 2 and max. 1% deflection.

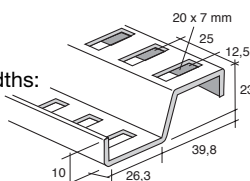
Stigebr. Ladder width	Spenn Support spacing	Last kg pr. m Load kg pr. m	
		RZE	RZE-WP
100-900	1,0 m	290	
	1,5 m	120	
	2,0 m	60	
	2,5 m	40	
	3,0 m		
	3,5 m		
	4,0 m		



Rung for widths:
150-600.



Rung for widths:
750-900.



RZE cable ladders with Z-rungs

Type angir bredde B./ Type state width B.

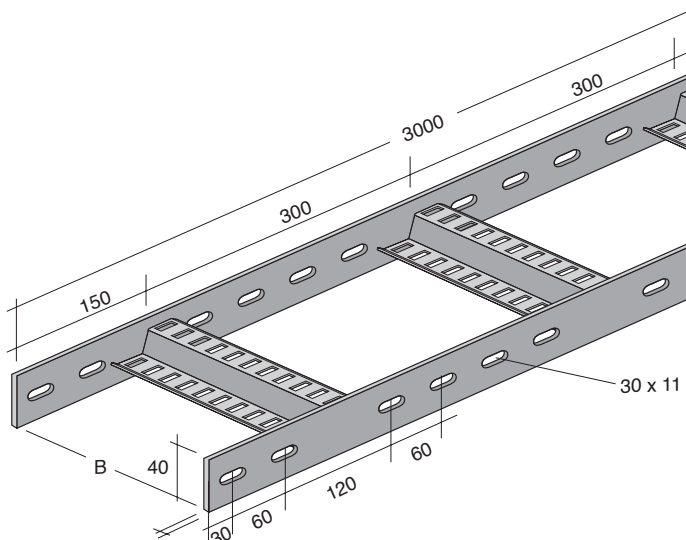
Type	RP Art. no.	ZP Art. no.	HDG Art. no.	Weight
RZE-100	1371460	1371450	1372057	3,6 kg
RZE-150	1371461	1371451	1372058	3,7 kg
RZE-200	1371462	1371452	1372059	3,9 kg
RZE-300	1371463	1371453	1372060	4,3 kg
RZE-400	1371464	1371454	1372061	4,5 kg
RZE-450	1371465	1371455	1372062	4,6 kg
RZE-500	1371466	1371456	1372063	4,7 kg
RZE-600	1371467	1371457	1372064	5,3 kg
RZE-750	1371468	1371458	1372065	5,8 kg
RZE-900*	1371469	1371459	1372066	6,3 kg

RZE with slotted side-pieces

Type angir bredde B./ Type state width B.

Type	RP Art. no.	ZP Art. no.	HDG Art. no.	Weight
RZE-P 150	84825	On request	82746	3,6 kg
RZE-P 200	85356		82747	3,8 kg
RZE-P 300	84826		82748	4,2 kg
RZE-P 400	84827		82749	4,4 kg
RZE-P 450	84828		82750	4,5 kg
RZE-P 500	84829		82751	4,7 kg
RZE-P 600	84830		82752	5,2 kg
RZE-P 750	85357		82753	5,7 kg
RZE-P 900*	84831		82754	6,2 kg

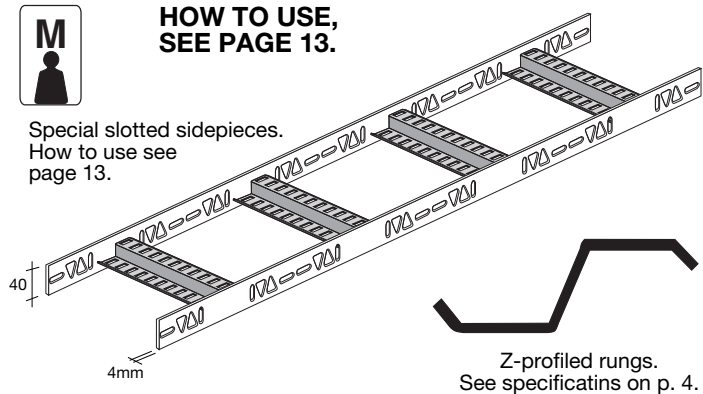
*) 2 x 450 are recommended for 900 mm widths.





**HOW TO USE,
SEE PAGE 13.**

Special slotted sidepieces.
How to use see
page 13.



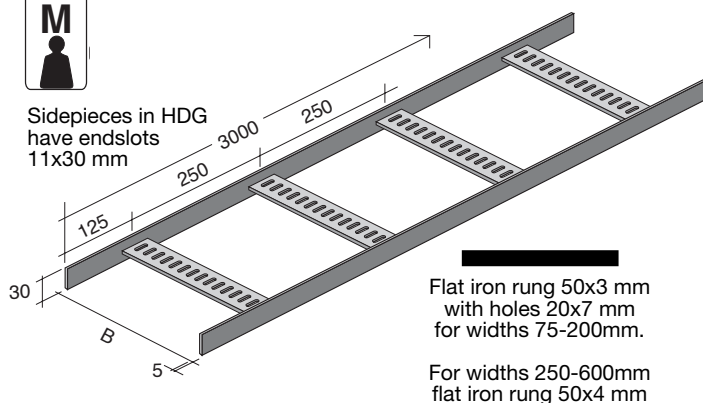
RZE-R STIGER RZE-R LADDERS

Type angir bredde B./ Type state width B.

Type	RP Art. no.	ZP Art. no.	HDG Art. no.	Weight
RZE-R-100	1372250	On request	85923	3,6 kg/m
RZE-R-150	1372251		1372224	3,6 kg/m
RZE-R-200	1372252		1372225	3,8 kg/m
RZE-R-300	1372253		1372226	4,2 kg/m
RZE-R-350	1372254			4,4 kg/m
RZE-R-400	1372255		1372227	4,5 kg/m
RZE-R-450	1372256		1372228	4,7 kg/m
RZE-R-500	1372257		1372229	5,2 kg/m
RZE-R-600	1372258		1372230	5,7 kg/m



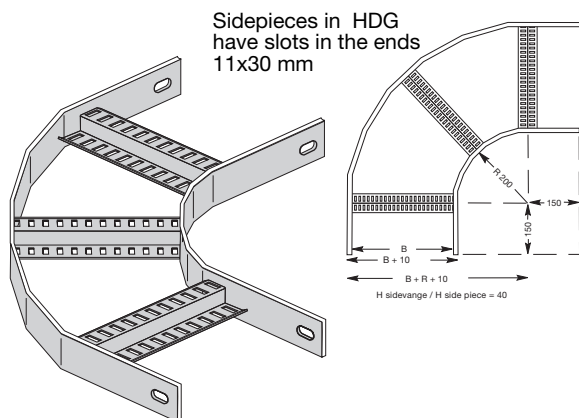
Sidepieces in HDG
have endslots
11x30 mm



RHF STIGER / LADDERS

Type angir bredde B./ Type state width B.

Type	RP Art. no.	HDG Art. no.	SS Art. no.	Weight
RHF-75	78801	78809		2,8 kg/m
RHF-100	78802	78810	81615	2,9 kg/m
RHF-150	78803	78811	82241	3,0 kg/m
RHF-200	78804	78812	82074	3,2 kg/m
RHF-250	78843	78846		3,5 kg/m
RHF-300	78805	78813	81790	3,7 kg/m
RHF-350	78844	78847		3,9 kg/m
RHF-400	78806	78814	82312	4,1 kg/m
RHF-450	78845	78848		4,3 kg/m
RHF-500	78807	78815	82397	4,4 kg/m
RHF-600	78808	78816	83615	4,9 kg/m



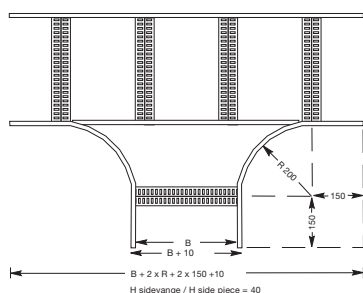
RZE BEND 90° / FLAT ELBOW

Type angir bredde B./ Type state width B.

Type	HDG Art. no.	RP Art. no.	ZP Art. no.	Vekt Weight
RZE-B-150	1372068	85222	On request	2,9 kg
RZE-B-200	1372069	84845		3,2 kg
RZE-B-300	1372070	84833		4,1 kg
RZE-B-400	1372071	84834		4,8 kg
RZE-B-450	1372072	84835		5,1 kg
RZE-B-500	1372073	84836		5,5 kg
RZE-B-600	1372074	84837		6,2 kg
RZE-B-750	1372075	85358		7,9 kg
RZE-B-900	1372076	84838		9,0 kg



Sidepieces in HDG have slots in the ends 11x30 mm



Andre løsninger på forespørsel.
Other solutions on request.

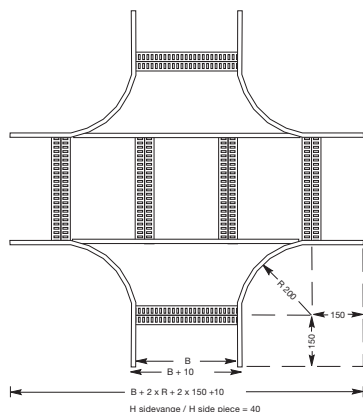
RZE T-AVGREINING / TEE-PIECE

Type angir bredde B./ Type state width B.

Type	HDG Art. no.	RP Art. no.	ZP Art. no.	Vekt Weight
RZE-T-150	1372078	85394	On request	2,9 kg
RZE-T-200	1372079	85218		3,5 kg
RZE-T-300	1372080	84839		5,5 kg
RZE-T-400	1372081	84840		6,5 kg
RZE-T-450	1372082	84841		7,5 kg
RZE-T-500	1372083	84842		8,5 kg
RZE-T-600	1372084	84843		10,4 kg
RZE-T-750	1372085	85359		12,2 kg
RZE-T-900	1372086	84844		14,3 kg



Sidepieces in HDG have slots in the ends 11x30 mm



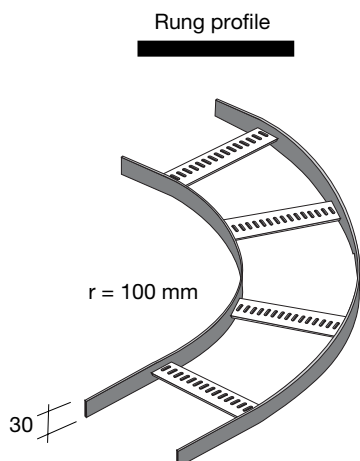
RZE KRYSS / CROSS-PIECE

Type angir bredde B./ Type state width B.

Type	HDG Art. no.	RP Art. no.	ZP Art. no.	Vekt Weight
RZE-C-150	1372088	On request	On request	7,0 kg
RZE-C-200	1372089			7,5 kg
RZE-C-300	1372090			6,1 kg
RZE-C-400	1372091			7,1 kg
RZE-C-450	1372092			7,5 kg
RZE-C-500	1372093			8,4 kg
RZE-C-600	1372094			9,3 kg
RZE-C-750	1372095			11,9 kg
RZE-C-900	1372096			13,5 kg



Sidepieces in HDG have slots in the ends 11x30 mm



RHF BEND 90° / FLAT ELBOW 90°

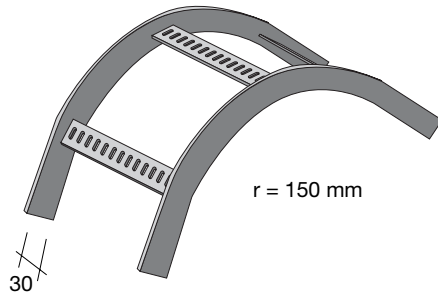
Type angir bredde B./ Type state width B.

Type	HDG Art. no.	RP Art. no.	SS Art. no.	Vekt Weight
RHF-B-75	78932	78920	81616	3,4 kg
RHF-B-100	78933	78921		3,6 kg
RHF-B-150	78934	78922		3,9 kg
RHF-B-200	78935	78923	82075	4,2 kg
RHF-B-250	78936	78924	82243	4,4 kg
RHF-B-300	78937	78925		4,9 kg
RHF-B-350	78938	78926		5,2 kg
RHF-B-400	78939	78927	84133	5,5 kg
RHF-B-450	78940	78928	82399	5,8 kg
RHF-B-500	78941	78929		6,2 kg
RHF-B-600	78942	78930		6,8 kg



Sidepieces in HDG
have slots in the ends
11x30 mm

Rung profile



RHF RISER 90°

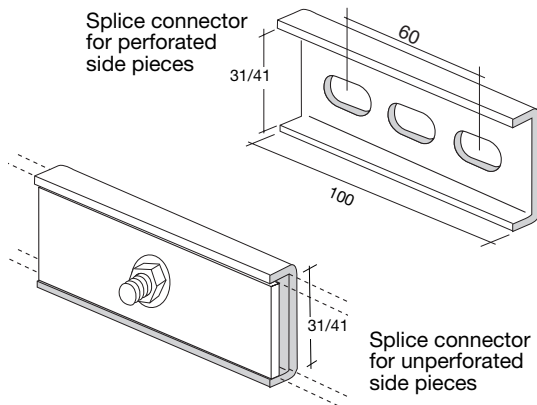
Type angir bredde B./ Type state width B.

Type	HDG Art. no.	RP Art. no.	SS Art. no.	Vekt Weight
RHF-R-75	78965	78953		1,9 kg
RHF-R-100	78966	78954	82164	2,0 kg
RHF-R-150	78967	78955	82244	2,2 kg
RHF-R-200	78968	78956	82076	2,5 kg
RHF-R-250	78969	78957		2,8 kg
RHF-R-300	78970	78958	82245	3,0 kg
RHF-R-350	78971	78959		3,2 kg
RHF-R-400	78972	78960	84134	3,5 kg
RHF-R-450	78973	78961		3,8 kg
RHF-R-500	78974	78962	82403	4,0 kg
RHF-R-600	78975	78963	83617	4,4 kg



2(1)
M10x25

Splice connector
for perforated
side pieces



Splice connector
for unperforated
side pieces

SPLICE CONNECTOR for perforated ladders complete with 2 x M10 screws.

Type	HDG Art. no.	SS Art. no.	Vekt Weight
RH-SC-30-P	85515	81617	0,1 kg
RZ-SC-40-P	85516		0,12 kg

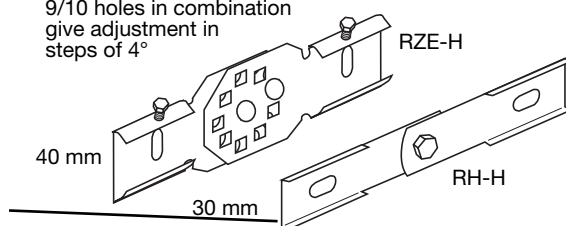
SPLICE CONNECTOR for unperforated ladders complete with 1xM10 screw and pressplate.

Type	HDG Art. no.	Vekt Weight
RH-SC-30-U	85472	0,21 kg
RZ-SC-40-U	1372097	0,27 kg



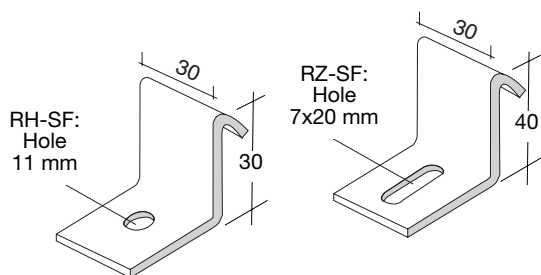
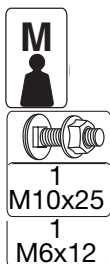
2
M10x25

9/10 holes in combination
give adjustment in
steps of 4°



LEDDBESLAG for RZE og RH VERTICAL HINGE for RZE og RH

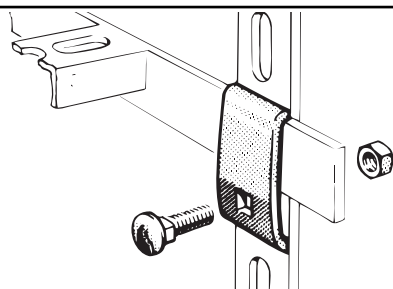

Type	HDG Art. no.	SS Art. no.	Vekt Weight
RZE-H	81575		0,9 kg
RH-H	81785	83781	0,3 kg



FESTEBRAKETTER FIXING CLAMPS

For fixing ladders to brackets and support.

Type	HDG Art. no.	SS Art. no.	Vekt Weight
RH-SF	78904		0,05 kg
RZ-SF	1372099	SP1984	0,05 kg



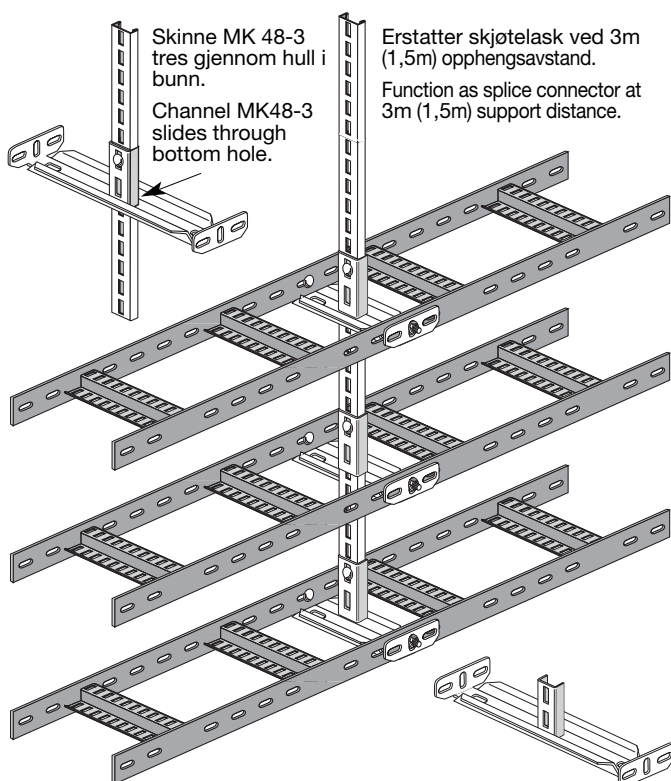
OPPHENGESBESLAG

For oppheng av stiger med feste på begge stigevinger.

SUPPORT BRACKET

For ladder support with fasteners on both side pieces.

Type	HDG Art. no.	Vekt Weight
RZ-63-2	1372098	0,15 kg



RZ PENDELKONSOLL

Senteroppheng

RZ PENDULAR CONSOLE

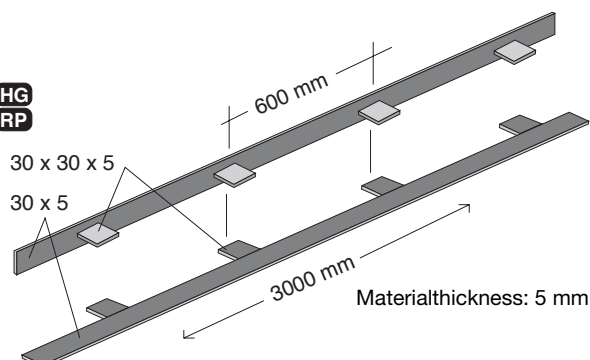
Centre support

Type	HDG Art. no.	Vekt Weight
RZE-PB-150	82820	0,8 kg
RZE-PB-200	82821	0,9 kg
RZE-PB-300	82822	1,15 kg
RZE-PB-400	82823	1,35 kg
RZE-PB-450	82824	1,45 kg
RZE-PB-500	82825	1,55 kg
RZE-PB-600	82826	1,8 kg
RZE-PB-750	82827	2,35 kg
RZE-PB-900	82828	2,5 kg

Ingen byggehøyde under konsoll. Pendeloppheng gir enklere installasjon og enklere kabeltreng.

No descender. Flat bottom to save valuable headspace. Pendular support makes cable pulling much easier.

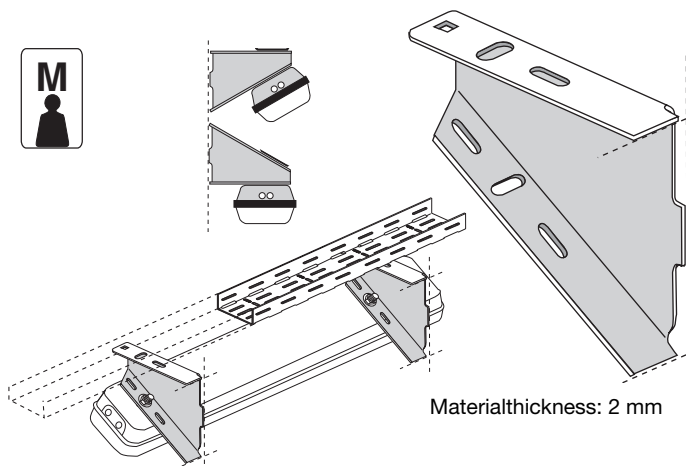
Se opphengsvarianter s. 12-13 og opphengskinner s. Study support variations p. 12-13 and support channels p.



FLATTSTÅL m. sveisestykker FLAT BARS with welding strips

Available in lengths of 3 m.

Type	RP Art. no.		HDG Art. no.	Vekt Weight
RH-WST	78831		78896	1,3 kg/m
RH-WSL	78832		78897	1,3 kg/m



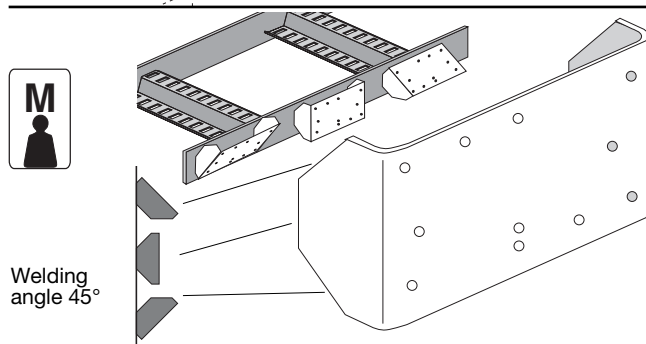
SVEISEBRAKETT

for armatur og 100mm kabelbane

WELDING BRACKET

for armature and 100mm cable tray

Type	RP Art. no.			Vekt Weight
RZ-WB	85195			0,5 kg



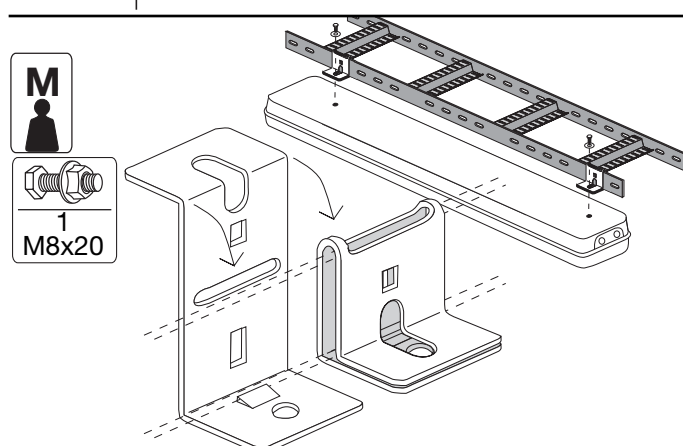
UTSTYRSBRAKETT

EQUIPMENT BRACKET

Type	PG Art. no.			Vekt Weight
RZ-UB	SP1370*			0,3 kg

*) Klar for kundetilpasset hullmønster

*) Ready to preslot client design



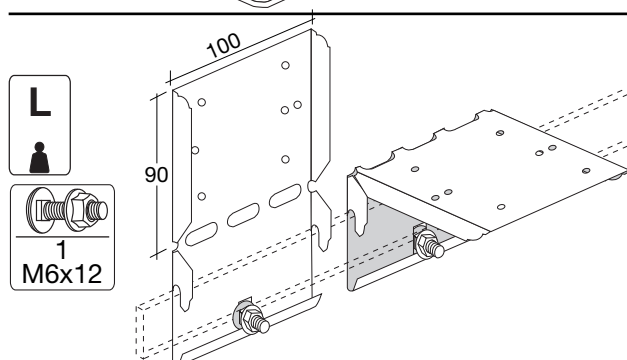
ARMATURFESTE

ARMATURE BRACKET

Type			SS Art. no.	Vekt Weight
RZ-AH			83599	0,08 kg
RZ-AH2*			85618	0,08 kg

*) For armatur med 2 festehull CC 60 mm.

*) For armature with 2 fixing holes CC 60 mm.



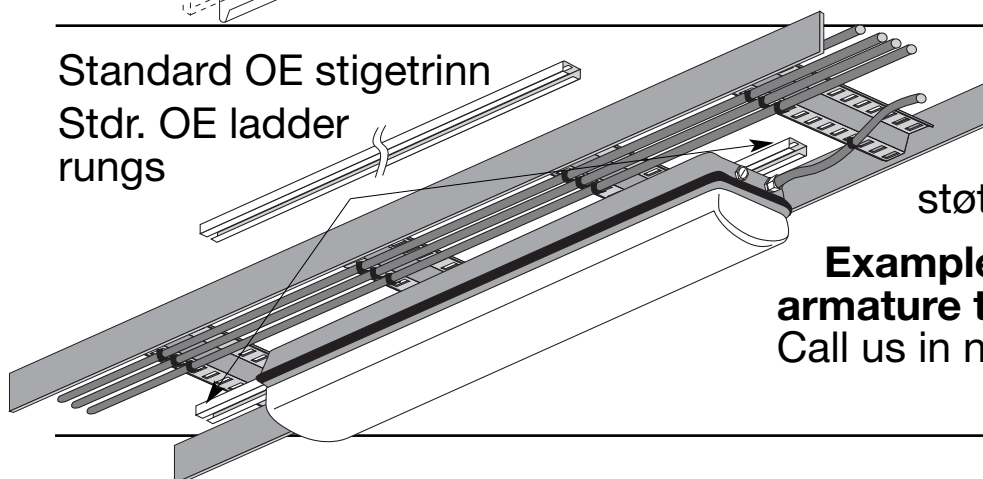
STIKKONTAKTFESTE

SOCKET BRACKET

Type	PG Art. no.			Vekt Weight
RZ-SB	85194			0,3 kg

Standard OE stige-trinn

Str. OE ladder
rungs

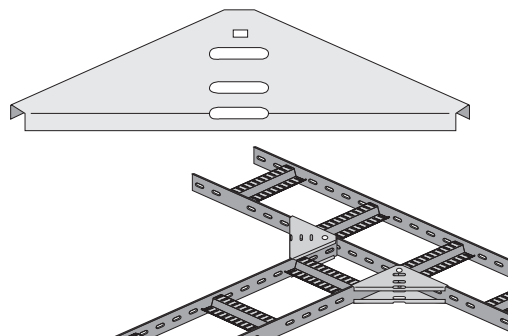
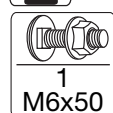


**Eksempel på
armaturfeste til stige**

Ved behov for
støtdemping ta kontakt.

**Example: How to fix
armature to ladder**

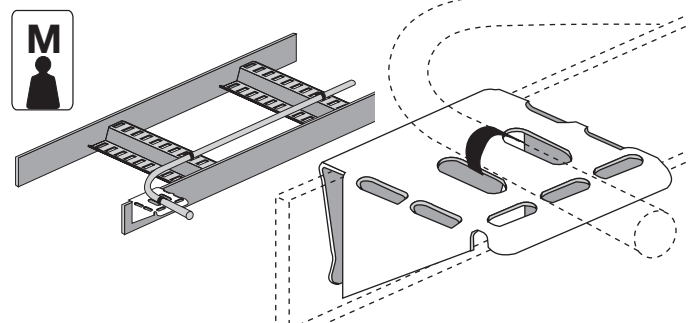
Call us in need of shock absorbers.



T-STYKKE BRAKETT TEE-PIECE BRACKET

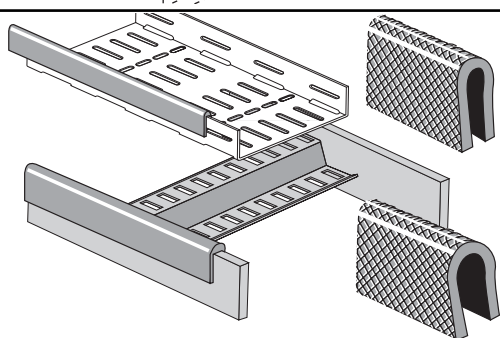
Type		HG Art. no.	Vekt Weight
RZ-TB		82254	2x0,25 kg

Leveres som to braketter og en stk. M6x50SS.
Supplied as 2 brackets with 1 screw M6x50SS.



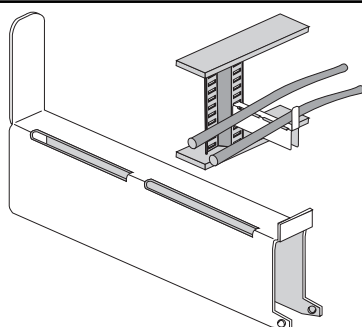
AVGANGSBRAKETT m. "snepp" DROP-OUT BRACKET "snap on"

Type			SS Art. no.	Vekt Weight
RZ-DB			83598	0,07 kg




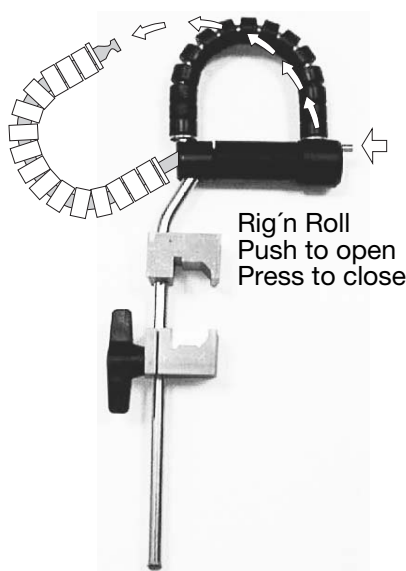
KANTBESKYTTELSE "Volvolist" EDGE PROTECTOR

Type	Art. no.
SPB-EP	1302165
RZ-EP	84636



KABELHOLDER for vert. trinn CABLE SUPPORT for vert. rungs

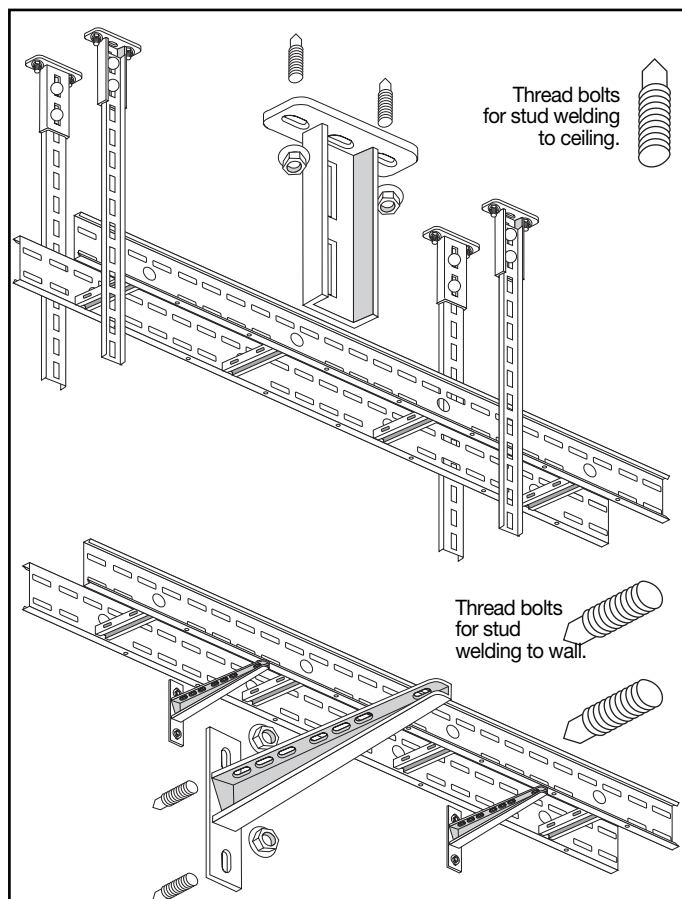
Type	PG Art. no.			Vekt Weight
RZ-CS	85437			0,3 kg



«RIG'N ROLL» KABELTREKKERRULLE CABLE PULLING TOOL

Type	Art. No.
Rig'n Roll size 1. Up to 60mm cables	84629
Rig'n Roll size 2. Up to 120mm cables	84628

Use Rig'n Roll for revolutionary speed in cable pulling :
2 sizes, up to 60mm and up to 120mm cables.
Easy to fix to any of our cable ladders – no tools needed.
Easy to open and lock – no tools needed.
Easy to handle due to it's small size and low weight (400g).
No loose parts or screws.



Boltsveiseoppheng STIGER OG BANER

2 bolter sveises ("skytes") fast til feste av hvert endestykke MK 19-25. Opphengskinne MK 48-3.

Stud welding support LADDERS AND TRAYS

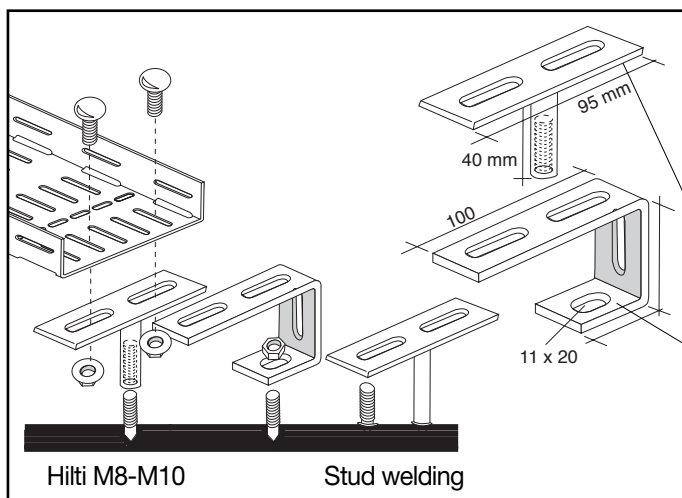
2 bolts are stud welded to fix each endpiece MK 19-25. Supportchannel MK 48-3.

SKRUEBOLTER / THREAD BOLTS

Type	Bolt	SS Art. no.
Studw-07	M10 x 25	79681
Studw-08	M10 x 50	79683
Studw-25	M12 x 25	83500

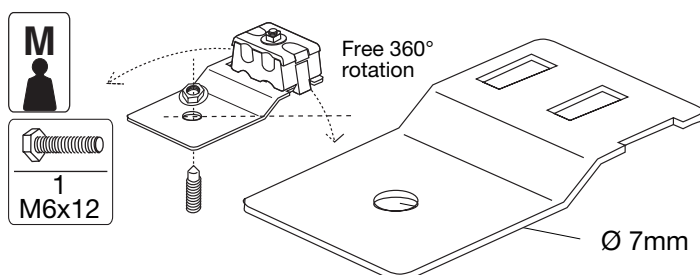
Skruerbolter "skytes" fast til feste av veggkonsoll.
Thread bolts are stud welded to fix wall brackets.

Ved behov kan teflonisolasjon mot korrosjon leveres.
Teflon isolation to protect against corrosion is supplied on req.



FESTEBRAKETTER for Hilti skuddbolt-system BRACKETS for Hilti powder actuated tool system

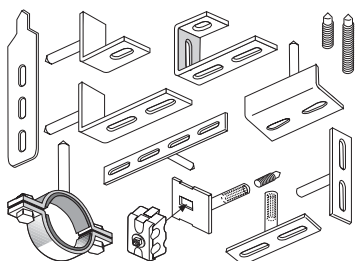
Type	Bolt	Art. no.	SS Art. no.
Studw-22	M8 x 40 inside thread		83388
Studw-23		VG 83429	SS 83430



ETIN TUBING BRACKETS

Type	SS Art. no.	AL Art. no.	Weight SS
D 102	1302194		0,12 kg

Les om ETIN på s. 15, eller be om spesialbrosjyre.
Study ETIN on page 15, or ask for special brochure.

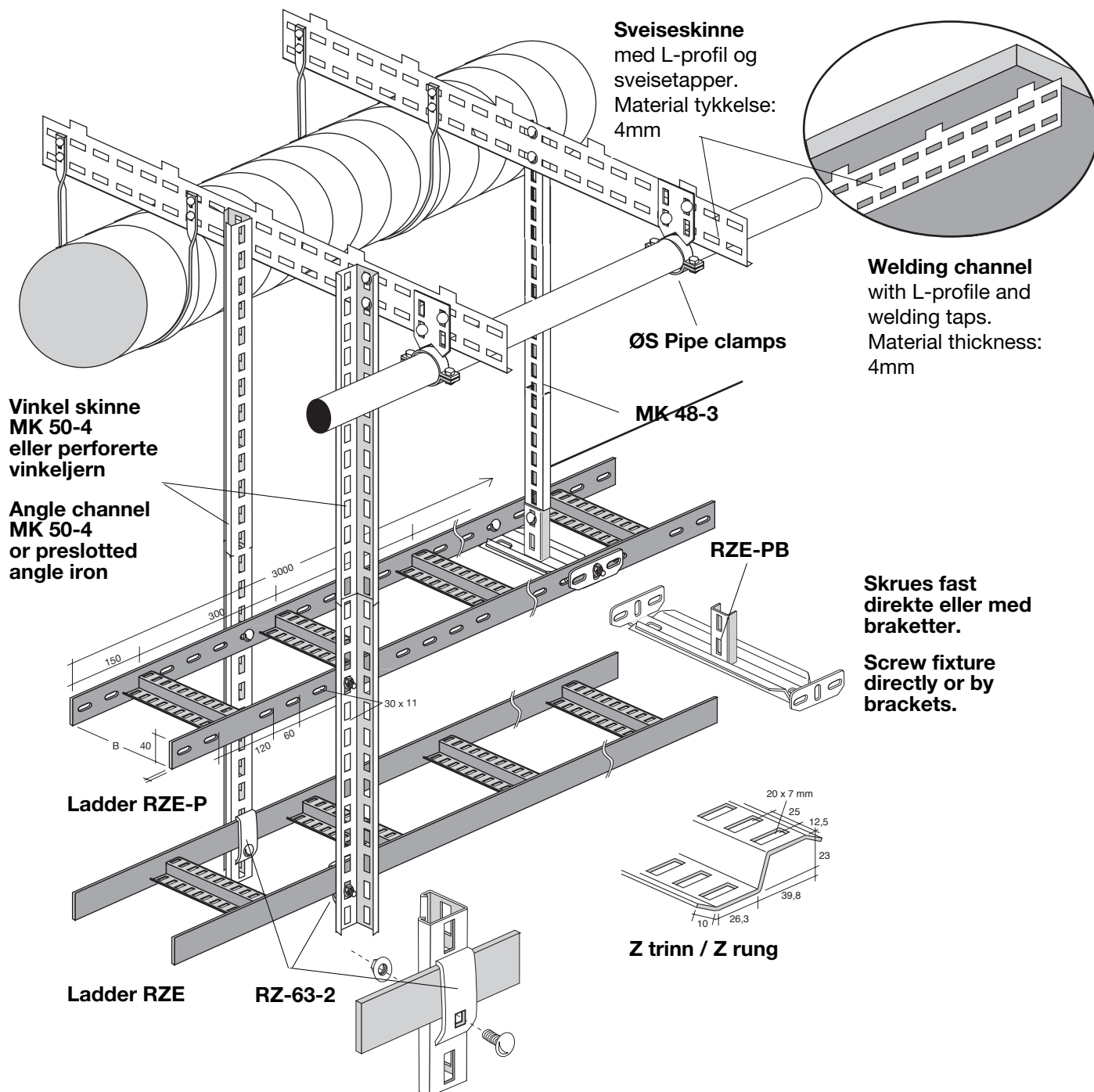


Boltsveising og Hiltiutstyr Be om egen katalog.

Stud welding and Hilti equipment
Ask for special catalogue.

Felles oppheng for alle faggrupper

Multidiscipline support

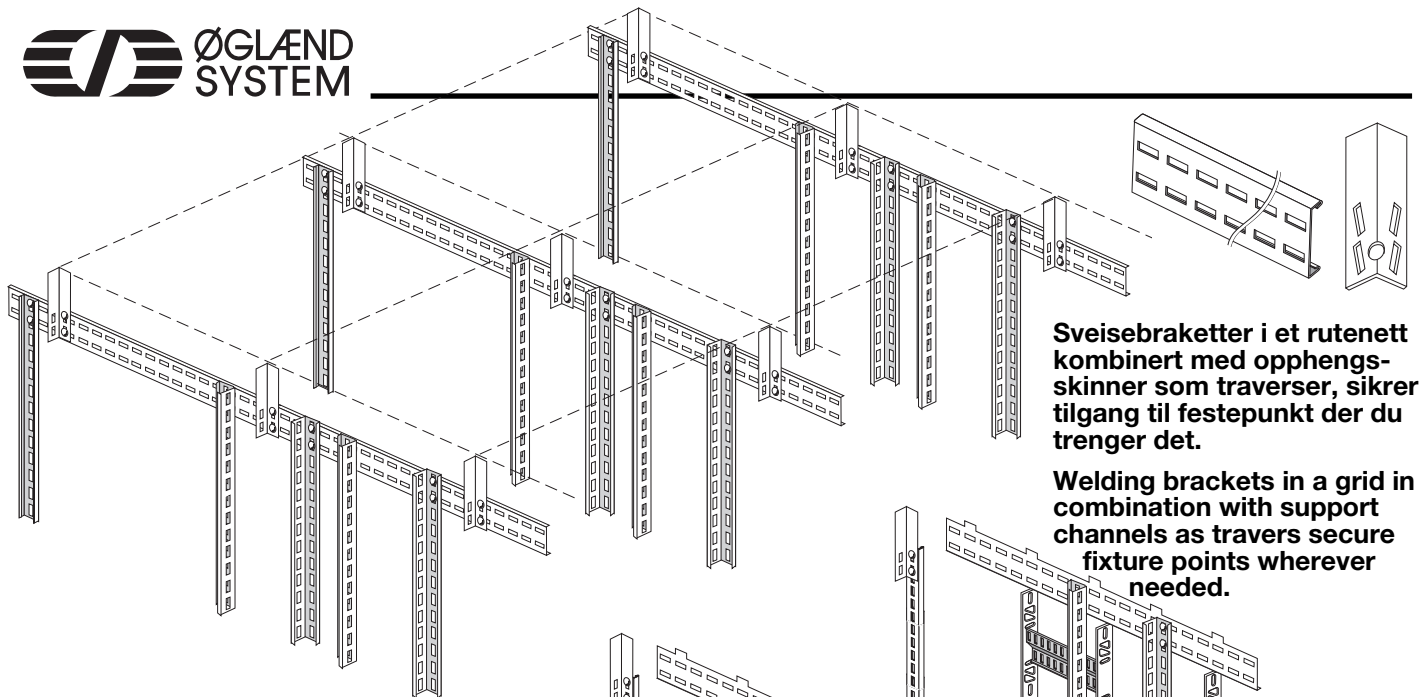


SVEISEBRAKETTER OG OPPHENGSKINNER, SE SIDE 14, ELLER FÅ TAK I VÅR KATALOG FOR OPPHENGSYSTEMER.

WELDING BRACKETS AND SUPPORT CHANNELS STUDY PAGE 14, OR GET YOUR OWN SUPPORT SYSTEM CATALOGUE

KATALOG SERVICE:
Våre kataloger er fulle av "how to use" eksempler. Smarte kostnadsbesparende løsninger sammenlignet med tradisjonelle installasjoner. Hovedkatalogene er vist på baksiden. Vennligst ring, fax eller bruk E-mail!

CATALOGUE SERVICE:
Our catalogues are filled up with how to use examples. Smart cost-cut solutions compared with traditional installations. The main catalogues are listed on the back side. Please phone, fax or E-mail us!

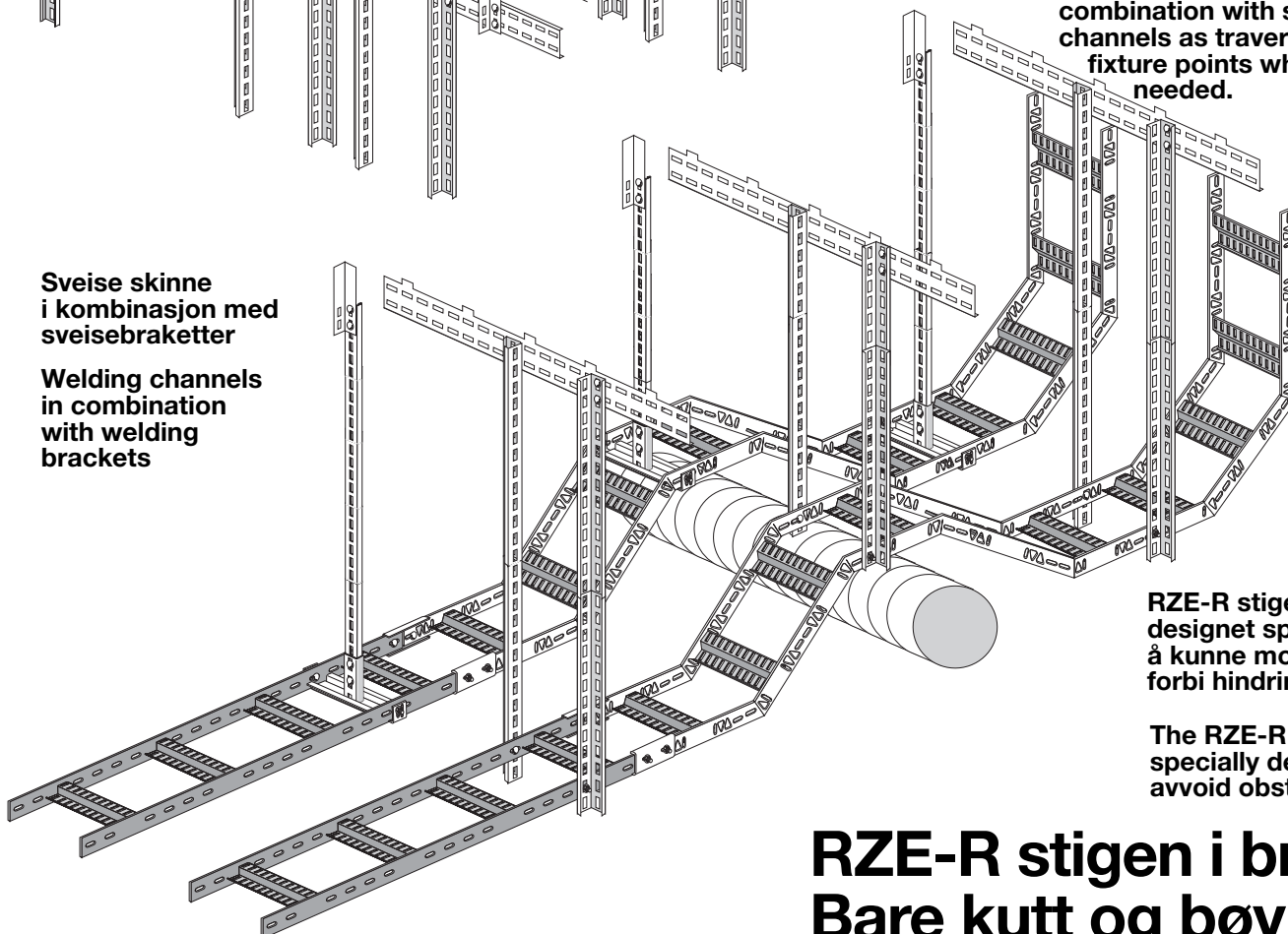


Sveisebraketter i et rutenett kombinert med opphengsskinner som traverser, sikrer tilgang til festepunkt der du trenger det.

Welding brackets in a grid in combination with support channels as traversers secure fixture points wherever needed.

Sveise skinne i kombinasjon med sveisebraketter

Welding channels in combination with welding brackets

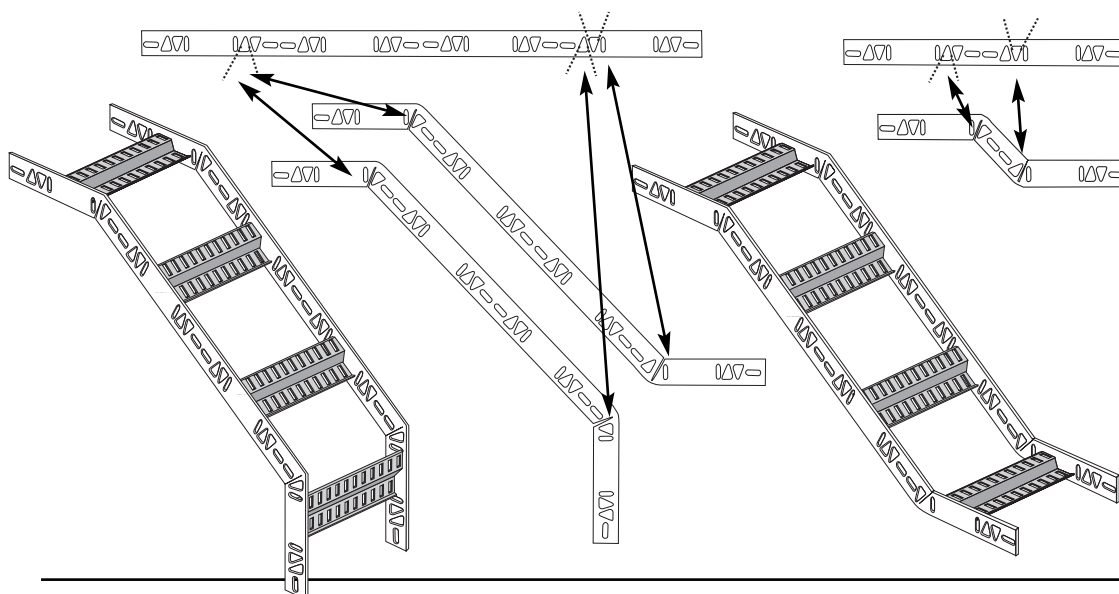


RZE-R stigen er designet spesielt for å kunne monteres forbi hindringer.

The RZE-R ladder is specially designed to avoid obstacles.

RZE-R stigen i bruk: Bare kutt og bøy!

How to use RZE-R ladder: Simply cut and bend!

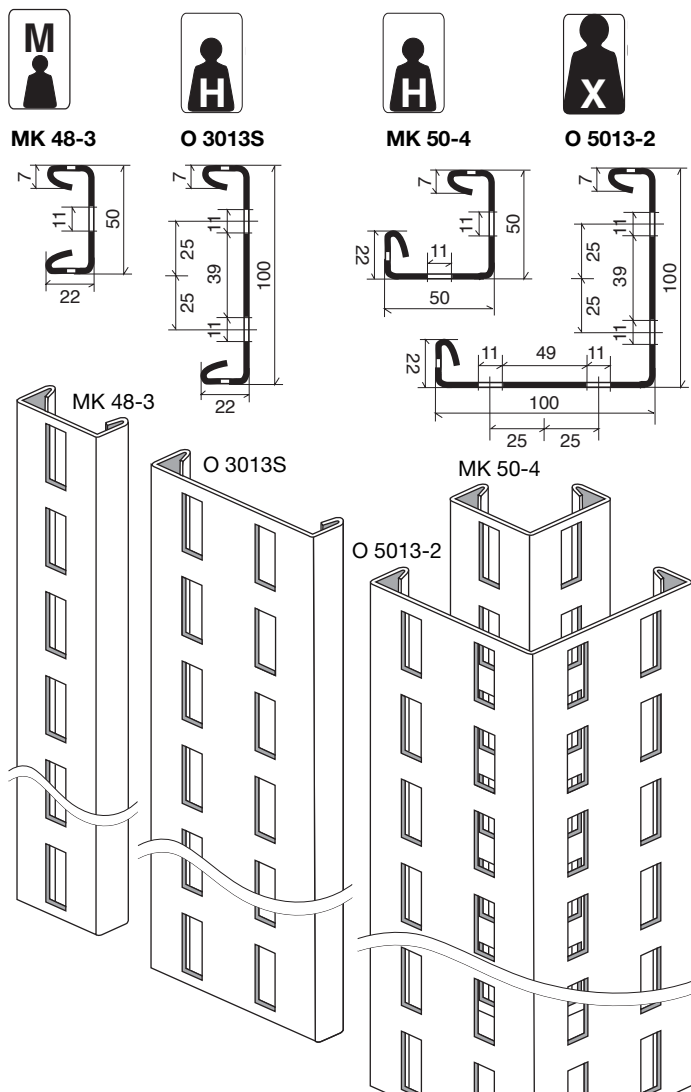


Åpne triangelhullet og bøy til 45° eller form ønsket vinkel. Lås med sveisenest.

Open the triangle slot and bend to 45° or form the angle you need. Fix by welding.

Opphengssystem: Support system:

Type MEKANO



Materialkvaliteter MEKANO skinner:

HDG = 2mm. SS = 1,5mm. AL= 2,5mm.

Material qualities MEKANO channels:

HDG = 2mm. SS = 1,5mm. AL= 2,5mm.

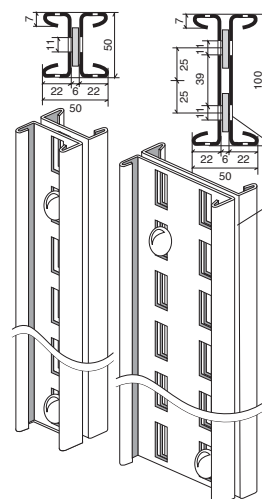
4 SKINNER Stdr. lengde 3m.

4 CHANNELS Stdr. length 3m.

Type	HDG Art. no.	SS Art. no.	AL Art. no.	Weight SS/m
O 3013S	1371649	1371685	76455	1,75 kg
MK 48-3	1371684	1371687	76456	0,90 kg
MK 50-4	1302506	1371689	77760	1,75 kg
O 5013-2	1302505	1371688		2,80 kg

Tekniske data på forespørsel.

Technical data available on request.



Dobbel monterte Mekano skinner

Bruk 1 stk. M10x20mm bolt
sammen med distanseskiven
MK 19-2 for hver 80 cm.

Double mounted Mekano channels

Use 1 piece M10x20mm bolt
together with the quadrangular
spacer MK 19-2 at 80 cm
intervals.

SVEISEBRAKETTER Type nr. angir L= lengde

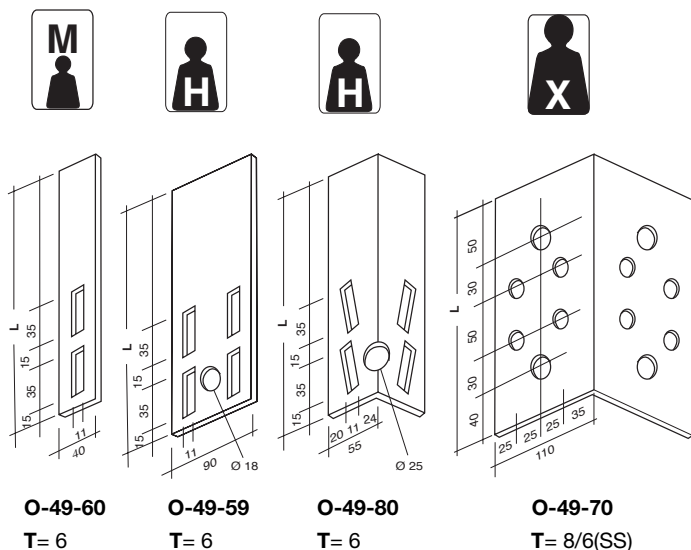
WELDING BRACKETS Type no. state L= length

Type	Ubehandlet Black steel	SS Art. no.	AL Art. no.	Max. Load kg	Weight SS kg
O-49-60/125	1302511*	1371695*		4.000	0,3
O-49-60/200	1302512	1371696	81661*	4.000	0,5
O-49-59/125	1302507*	1371691*		8.000	0,5
O-49-59/200	1302508	1371692	77965*	8.000	0,8
O-49-59/300	1302509*	1371693*	84280*	8.000	1,2
O-49-80/125	82210*	82211*	78913*	8.000	0,5
O-49-80/200	1302514	1371698	81662*	8.000	0,9
O-49-80/300	1302599*	1371699*		8.000	1,3
O-49-70/200	1302513	1371697		15.000	2,7

*) Lagerføres vanligvis ikke./ Ordinary not in stock.

Standard material: ST 52-3. Andre kval. på forespørsel.
Sikkerhetsfaktor: 2,5.

Standard material: ST 52-3. Other specifications on
request. Safety factor: 2,5.



O-49-60

T= 6

O-49-59

T= 6

O-49-80

T= 6

O-49-70

T= 8/6(SS)

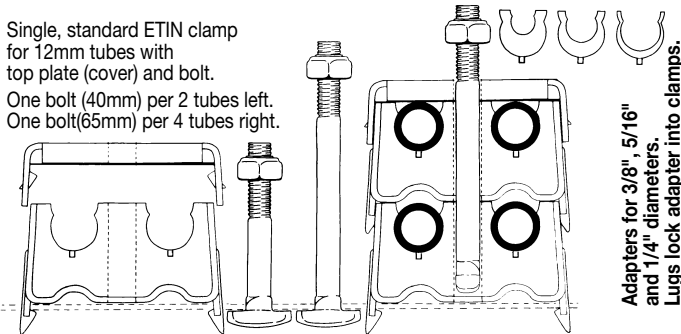
T= tykkelse / thickness in mm

**For 6-12mm
1/4"-1/2" pipes**

ETIN tubing clamp

**For 14 - 25 mm
5/8"- 1" pipes**

Single, standard ETIN clamp for 12mm tubes with top plate (cover) and bolt.
One bolt (40mm) per 2 tubes left.
One bolt (65mm) per 4 tubes right.



Adapters for 3/8", 5/16" and 1/4" diameters.
Lugs lock adapter into clamps.

2 tubes = 3 parts 4 tubes = 4 parts

Above right four 12mm tubes are mounted in a twin ETIN clamp with top plate and bolt, clipped together to a self-supporting unit. Insert the bolt through the hole. This locks the clamps to the tray.

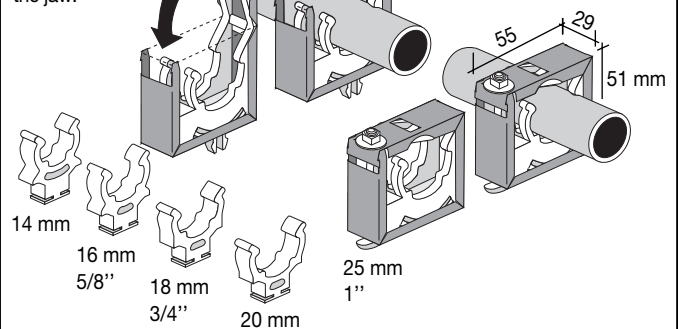
- It pays to use the ETIN from the very first clip!
- Compare the ETIN clamp with all competing clamps on the market.
- ETIN is developed for better project economics.
- The largest jobs give you the greatest savings.
- Front-mounting is only one of the advantages.
- ETIN Clamps are safe during fire!

The ETIN clamps combine all these advantages with reasonable price. Mounted on the SPBE tray you also obtain minimum use of space.

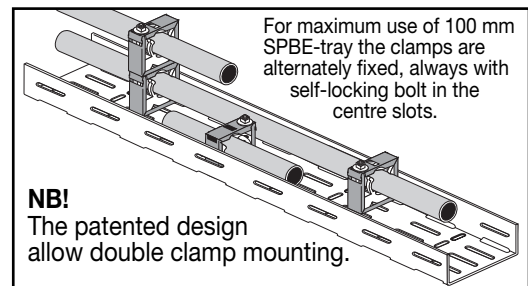
Oglaend System ETIN has only advantages!

The clamp is made of a stainless spring steel jacket which encloses a flexible plastic jaw. Adapter for smaller diameters clip into the jaw.

Just clip to tray and bend to close. Secure with self-locking bolt.



THE ONLY TOOL YOU NEED IS A 10 MM SPANNER

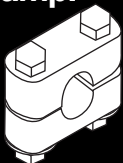


For maximum use of 100 mm SPBE-tray the clamps are alternately fixed, always with self-locking bolt in the centre slots.

NB!
The patented design allow double clamp mounting.

Comparison:

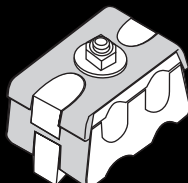
Old fashioned clamp:



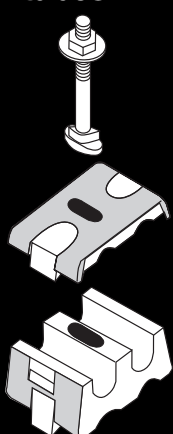
9 parts to fix 1 tube



ETIN CLAMP:



3 parts to fix 2 tubes



ETIN TUBE CLAMP ORDERING LIST: For 6-12mm / 1/4"-1/2" pipes

Metric tube (colour blue)

FOR TUBE DIM. 10 mm	Pack	Type mm	Art. no.
ETIN TUBE CLAMP	50	OE-CBM	1371829

Metric tube (colour white)

FOR MAX. TUBE DIM. 12mm	Pack	Type mm	Art. no.
ETIN TUBE CLAMP	50	OE-CBM	1371825
ADAPTER 12/10mm	50	OE-CAM 1	1371826
ADAPTER 12/8mm	50	OE-CAM 2	1371827
ADAPTER 12/6mm	50	OE-CAM 3	1371828

Imperial tube (colour grey)

FOR MAX. TUBE DIM. 1/2"	Type inch	Art. no.
ETIN TUBE CLAMP	50 OE-CBT	1371820
ADAPTER 1/2-3/8"	50 OE-CAT 1	1371821
ADAPTER 1/2-5/16"	50 OE-CAT 2	1371822
ADAPTER 1/2-1/4"	50 OE-CAT 3	1371823

ETIN TOP PLATE	100	OE-CT	1371830
----------------	-----	-------	---------

ETIN BOLTS IN SS

COMPL. WITH NUTS	M6 x 40 (1 level)	100	OE-B1	1371831
	M6 x 65 (2 levels)	100	OE-B2	1371832
	M6 x 90 (3 levels)	50	OE-B3	1371833

For 14-25mm / 5/8"-1" pipes

Metric/Imperial tube

FOR MAX. TUBE DIM. 25mm/1"	Type	Art. no.
ETIN TUBE CLAMP	30 OE-CB-25	1302634
ADAPTER 14mm	30 OE-CA-14	1302635
ADAPTER 16mm / 5/8"	30 OE-CA-16	1302636
ADAPTER 18mm / 3/4"	30 OE-CA-18	1302637
ADAPTER 20mm	30 OE-CA-20	1302638

ETIN BOLTS IN SS

COMPL. WITH NUTS	M6 x 61 (1 level)	30	OE-B4	1302639
	M6 x 110 (2 levels)	30	OE-B5	1302640

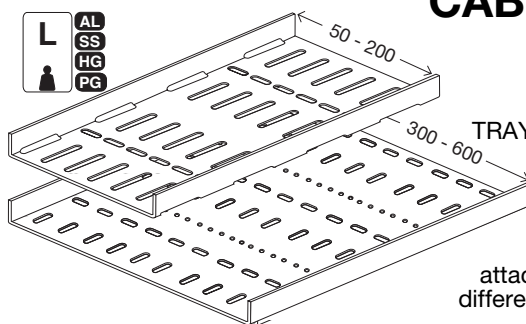
Type SPBE og SPB-RF KABELBANER FOR ALLE FORMÅL:

SAMMEN MED ETIN KLAMMER ER
BANENE OGSÅ VELEGNET TIL
INSTRUMENTRØR

SPBE-20: En lett bane uten dødsoner
for feste av instrumentrør og kabler.
Full utnyttelse av banebredden med
festemuligheter helt ut i kantene.
Bemerk forskjellen i hullmønster
over/under 200 mm bredde.

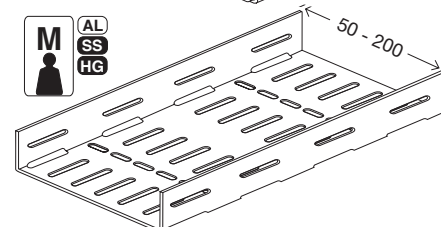
SPBE-40: En middels bane uten
dødsoner for feste av instrumentrør og
kabler.
Full utnyttelse av banebredden med
festemuligheter helt ut i kantene.

SPB-RF: En kraftig bane for store laster.
Breddene 50 og 100 mm er velegnet til
innendørs armaturoppheng. Bukket
vange gir økt kapasitet, og stor
oppengsavstand.
Studer belastningstabellen.
Bemerk forskjellen i hullmønster
over/under 200 mm bredde.

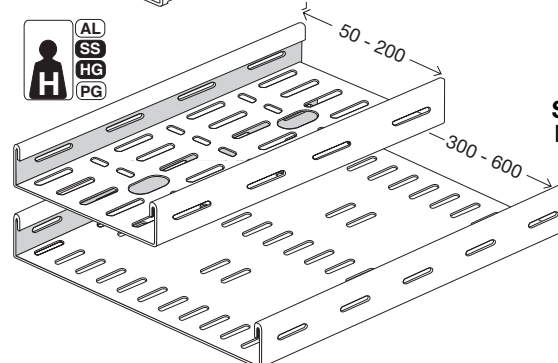


TOGETHER WITH ETIN CLAMPS THE
TRAYS ALSO ARE EMINENTLY SUITABLE
FOR TUBING


SPBE-20: A light duty tray without
dead zones for mounting of tubing and
cables. Full use of tray width due to
attachment facilities on the edges. Note the
different slot design up to and above 200 mm
width.



SPBE-40: A medium duty tray without dead
zones for mounting of tubing and cables.
Full use of tray width due to attachment
facilities on edges.



SPB-RF: A heavy duty tray for heavy
load. The widths 50 and 100 mm are
eminently suitable for lighting
installations.
The return flange (RF) gives
increased load capacity and
support spacing.
Study the loading table.
Note the different slot design for
300 mm widths and wider.



Instrumentrør-installasjon fra Phillips Embla, Ekofisk, med doble ETIN
klammer på SPBE 20. Det gir 4 rør pr. 5 cm bredde. Se side 15.

Tubing installation from Phillips Embla, Ekofisk, with double ETIN
clamps on SPBE 20. That gives 4 tubes each 5 cm width. See p. 15.

Bestillingsliste / Ordering list

SPBE-20 Bredder / Widths: 50-100-150-200 mm.
Best. nr. angir type + vangehøyde + banebredde.
Order no. state type + height of side piece + tray width.

Type	PG* Art. no.	HDG Art. no.	SS Art. no.	AL* Art. no.	Weight SS
SPBE 20-50	1372201	1371400	1371408	1372217	0,9 kg/m
SPBE 20-100	1372203	1371401	1371409	1372219	1,4 kg/m
SPBE 20-150	1372205	1371402	1371410	1372221	1,9 kg/m
SPBE 20-200	1372207	1371403	1371411	1372223	2,4 kg/m

Bredder / Widths: 300-400-500-600 mm.

SPBE 20-300	1372209	1371404	1371412	1372225	3,7 kg/m
SPBE 20-400	1372211	1371405	1371413	1372227	4,8 kg/m
SPBE 20-500	1372213	1371406	1371414	1372229	6,0 kg/m
SPBE 20-600	1372215	1371407	1371415	1372231	6,9 kg/m

SPBE-40

Best. nr. angir type + vangehøyde + banebredde.
Order no. state type + height of side piece + tray width.

Type	HDG Art. no.	SS Art. no.	AL* Art. no.	Weight SS
SPBE 40-50	1371740	1371745	1372233	1,3 kg/m
SPBE 40-100	1371741	1371746	1372235	1,9 kg/m
SPBE 40-150	1371742	1371747	1372237	2,3 kg/m
SPBE 40-200	1371743	1371748	1372239	2,9 kg/m
SPBE 40-300	1302008	1371749	1372241	4,0 kg/m
SPBE 40-400	1302009	1371750	1372243	5,0 kg/m

SPB-RF 40

Be om komplett SPB-katalog.
Ask for complete catalogue.

RP = Rødprimet stål / Red oxide painted
 HDG = Varmgalv./ Hot Dip Galvanized
 SS = Rustfritt stål / Stainless Steel AISI 316
 AL = Aluminium
 ZP = Zinkmalt stål / Zinc painted

* = Lagerføres ikke / Not in stock

PERFORERTE PROFILER

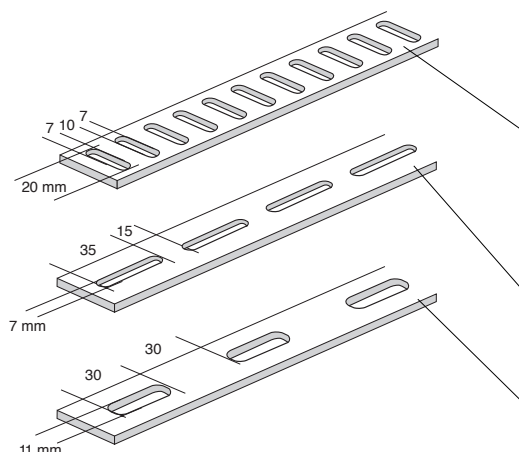
Benyttes til diverse oppheng og feste for baner, stiger og annen utrustning. Videre til skapsskinner, tavlebygging ol.
 Leveres i 3m lengder.

PERFORATED PROFILES

For various support of trays, ladders and electrical installations.
 Available in lengths of 3m.

FLATTSTÅL / FLAT IRON

Perforert på tvers / Crosswise perforated



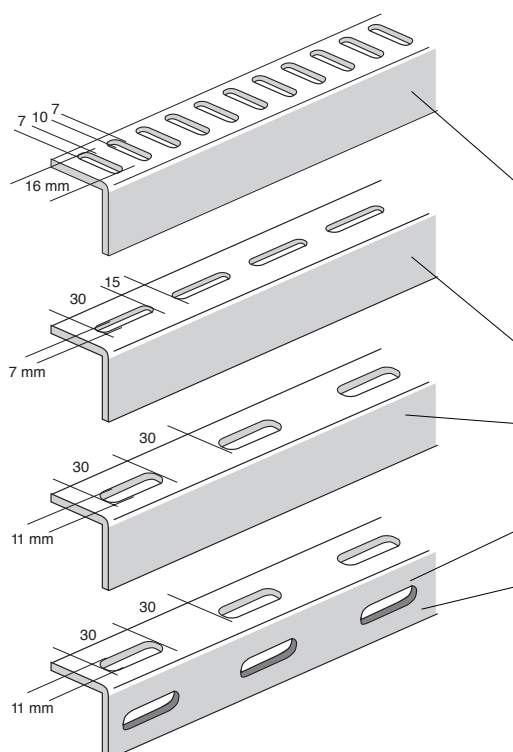
Perf. dim.mm	Dim. mm	RP Art. no.	HDG Art. no.	SS Art. no.	ALU Art. no.	Weight HDG/SS
7x20	30x5	1372104	1372130*			1,0 kg/m
7x20	40x5	1372105	1372131*			1,4 kg/m
7x20	50x4	1372101	1372103*			1,7 kg/m

Perforert på langs / Lengthwise perforated

7x35	25x5	1372107	1372111	1371930		
7x35	30x5	1372108	1372112	1371931	78173*	1,0 kg/m
7x35	40x5	1372109	1372113	1371932	78229*	1,4 kg/m
7x35	50x5	1372110	1372114*	1371933		1,9 kg/m
11x30	40x5		81484*			
11x30	40x5		81485*	1371935*		
11x30	40x6			1371984*		
11x30	40x8	1372100	1372102			

VINKELSTÅL / ANGLE IRON

Perforert på tvers / Crosswise perforated



Perf. dim.mm	Dim. mm	RP Art. no.	HDG Art. no.	SS Art. no.	ALU Art. no.	Weight HDG
7x16	30x30x3	1372132	1372134*	1371942*	78228*	1,3 kg/m
7x16	40x40x4	1372133	1372140	1371943		2,3 kg/m

Perforert på langs / Lengthwise perforated

7x30	30x30x3	1372115	1372117	1371939		1,3 kg/m
7x30	40x40x4	1372116	1372118	1371940		2,3 kg/m
7x30	50x50x3				78045*	
11x30	50x50x5	1372119	1372120	1371941		3,5 kg/m

Perforert dobbelt på langs / Double lengthwise perforated

7x30	40x40x4			1371945*		
11x30	50x50x5		78662*	1371946*		
11x35	49x49x4		82341*	82342*		

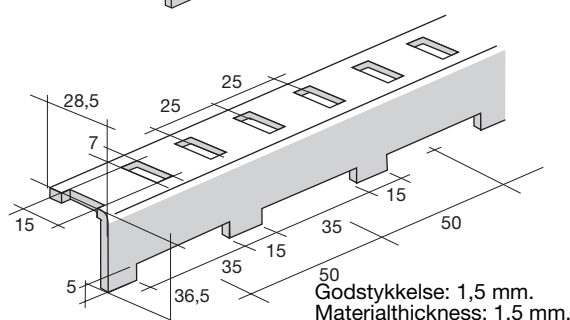
Leveres på forespørsel i eksakte lengder opp til 1,5m.
 Supplied on request in defined lengths up to 1,5m.

SVEISEPROFIL for tubing klammer







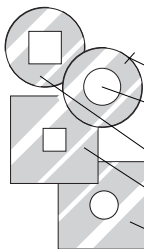

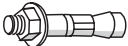


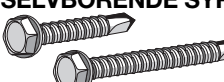
For rask og enkel tubing installasjon med ETIN tubing klammer.
 Leveres i lengder på 3m.

WELDING PROFILE for tubing clamp

For quick and easy tubing installation with ETIN tubing clamp.
 Available in lengths of 3m.



Type	PG Art. no.	SS Art. no.	Vekt Weight
RZ- WB	78463*	78497*	1 kg/m

SKRUER / SCREWS				Stdr. forpkn. STD. packs	PG. Art. no.	HDG Art. no.	SS Art. no.
	LÅSESKRUER LOCKING SCREWS m/linsehode og flensmutter With pan head and flange nuts Self-Lock only in SS		M 6 x 12 Type: S-M LS-NU-M6x12	200	1372750		1371981
			M 6 x 16 Type: S-M LS-NU-M6x16	200			84487
			M 6 x 20 Type: S-M LS-NU-M6x20	100			1371982
			M 6 x 30 Type: S-M LS-NU-M6x30	100	1372749		1371361
			M10 x 20 Type: S-M LS-NU-M10x20	100			1371983
			M10 x 25 Type: S-M LS-NU-M10x25	100		1371980	
			M10 x 50 Type: S-M LS-NU-M10x50	50		1371589	1371362
	LÅSESKRUER LOCKING SCREWS		M 6 x 12 DIN 603 Type: S-M LS-M6x12	200	1372167		1372161
			M 6 x 16 DIN 603 Type: S-M LS-M6x16	200			84493
			M 6 x 25 DIN 603 Type: S-M LS-M6x25	200	1372169		1372162
			M 6 x 50 DIN 603 Type: S-M LS-M6x50	200	1371360		85520
			M10 x 20 DIN 603 Type: S-M LS-M10x20	200			1372163
			M10 x 25 DIN 603 Type: S-M LS-M10x25	200		1372765	84352
			M10 x 30 DIN 603 Type: S-M LS-M10x30	50		86008	89821
			M10 x 35 DIN 603 Type: S-M LS-M10x35	100		83497	82709
			M10 x 50 DIN 603 Type: S-M LS-M10x50	50			89822
			M10 x 70 DIN 603 Type: S-M LS-M10x70	50			81396
	SEKSKANTSKRUER HEXAGONAL SCREWS		M 6 x 12 DIN 933 Type: S-M HE-M6x12	500			1372780
			M 6 x 16 DIN 933 Type: S-M HE-M6x16	200	1372171		1371318
			M 6 x 20 DIN 933 Type: S-M HE-M6x20	200	1372172		1371319
			M 6 x 30 DIN 933 Type: S-M HE-M6x30	200			1371320
			M 8 x 20 DIN 933 Type: S-M HE-M8x20	200		1371301	1371321
			M 8 x 25 DIN 933 Type: S-M HE-M8x25	200		1371302	1371322
			M 8 x 30 DIN 933 Type: S-M HE-M8x30	200		1371303	1371323
			M10 x 16 DIN 933 Type: S-M HE-M10x16	100	1372178		1371324
			M10 x 20 DIN 933 Type: S-M HE-M10x20	100		1371304	1371325
			M10 x 25 DIN 933 Type: S-M HE-M10x25	100		1371305	1371326
			M10 x 30 DIN 933 Type: S-M HE-M10x30	100		1371306	1371327
			M10 x 35 DIN 933 Type: S-M HE-M10x35	100		1371307	1371328
			M10 x 45 DIN 933 Type: S-M HE-M10x45	100		1371308	1371329
			M10 x 50 DIN 933 Type: S-M HE-M10x50	100		1371309	1371330
			M10 x 55 DIN 933 Type: S-M HE-M10x55	50		1371310	1371331
			M12 x 25 DIN 933 Type: S-M HE-M12x25	100		1371311	1371332
			M12 x 35 DIN 933 Type: S-M HE-M12x35	100		1371312	1371333
			M12 x 45 DIN 933 Type: S-M HE-M12x45	50		1371313	1371334
			M10 x 40 DIN 933 Type: S-M HE-M10x40	100		1371314	1371335
	LINSESKRUER PAN HEAD SCREWS With Torx T30		M 6 x 16 DIN 7985 Type: S-M PS-M6x16	200	1372164		1372156
			M 6 x 20 DIN 7985 Type: S-M PS-M6x20	200	1372842		1372157
			M 6 x 25 DIN 7985 Type: S-M PS-M6x25	200	84954		1372158
			M 6 x 30 DIN 7985 Type: S-M PS-M6x30	200	1372166		1372159
			M 6 x 40 DIN 7985 Type: S-M PS-M6x40	100	1372168		1372160
	BITS for torx T30 conical		Bits conical Torx T30		1371417		
	FLENSMUTTERE FLANGE NUTS) Self-Lock only in SS M6, M8, M10		6 mm DIN 6923 Type: S-M NU-FL-M6	200	1372843		1371971*
			8 mm DIN 6923 Type: S-M NU-FL-M8	200	1372831		1371972*
			10 mm DIN 6923 Type: S-M NU-FL-M10	200	1372832	1372180	1371973*
			12 mm DIN 6923 Type: S-M NU-FL-M12	200			1371343
	MUTTERE NUTS		M 6 x 10 DIN 934 Type: S-M NU-M6	1000	1372844		1372781
			M 8 x 13 DIN 934 Type: S-M NU-M8	500		1372176	1371340
			M10 x 17 DIN 934 Type: S-M NU-M10	500		1372845	1371341
			M12 x 19 DIN 934 Type: S-M NU-M12	200		1372179	1371342
	SKIVER WASHERS Type codes: t= Ø 10,5 x 20 x 2		⊙ 5x30,5x1,5 Type: S-M WA-5x30,5x1,5	1000			84394
			⊙ 6x12x1,6 DIN 125 Type: S-M WA-6,4x12x1,6	1000			1372782
			⊙ 6x18x1,6 DIN 125 Type: S-M WA-6,4x18x1,6	1000	1372175		1371349
			⊙ 6x25x1,5 Type: S-M WA-6x25x1,5	200	1372848		1371350
			⊙ 8x16x1,6 DIN 125 Type: S-M WA-8,4x16x1,6	1000	1372849	1371345	1371351
			⊙ 8x40,3x1,5 Type: S-M WA-8x40,3x1,5	1000			85345
			⊙ 10,5x20x2 DIN 125 Type: S-M WA-10,5x20x2	1000		1372850	1371352
			⊙ 12x24x2,5 DIN 125 Type: S-M WA-13x24x2,5	500		1371346	1371353
			■ 11x32x1 Type: S-M WA-11x32x1	500		1371347	1371354
			■ 7x35x2 Type: S-M WA-7x35x2	500	1371594		
	STJERNESKIVER STAR WASHERS		M 6 DIN 6798 Type: S-M SW-M6	200	1372852		1371355
			M 8 DIN 6798 Type: S-M SW-M8	100			1371356
			M10 DIN 6798 Type: S-M SW-M10	100	1372854		1371357
			M12 DIN 6798 Type: S-M SW-M12	100	1371359		1371358
	EKSPANSJONSBOLTER ANCHOR CONCRETE Kvaliteter: V.G. = 5,8 Qualities: S.S. = A4-70 P.G. = 5,8		M 6 x 40 Type: S-M AC-6x40	100	1372767		
			M 6 x 52 Type: S-M AC-6x52	100			1371368
			M 8 x 50 Type: S-M AC-8x50	100	1372768		1371369
			M 8 x 60 Type: S-M AC-8x60	100		1371364	
			M10 x 60 Type: S-M AC-10x60	50	1372769	1371365	1371370
			M10 x 85 Type: S-M AC-10x85	50		1371366	1371371
			M12 x 110 Type: S-M AC-12x110	50			
	ØS SPLIT BOLT for stål EXPANSION BOLT for steel		M8-Split Type: S-M EB-M8	50			89383
	SELVBORENDE SKRUER i 100-pakn. / SELF-TAPPING SCREWS in packs of 100 Inntil 3 mm stålplate / Up to 3 mm steelplate		4,2 x 14mm Type: 34-PH	100	1372820		
			4,2 x 25mm Type: 36-PH	100	1372821		
	SELVBORENDE SYREFASTE SKRUER / SELF-TAPPING STAINLESS STEEL SCREWS For opptil 2,5mm tykkelse For up to 2,5mm thickness Bits for Marutex		4,8 x 13 mm MARUTEX M4,8x13				1371373
			4,8 x 25 mm MARUTEX M4,8x25				1371374
			Bits		1371375		

Maks. Tiltreknings moment / Max Torque: M6 = 7Nm, M8 = 17Nm, M10 = 33Nm, M12 = 62Nm

PG = 4-7 my zink. HDG = 40-70 my zink. SS = A4-70 (Hex = A4-80)

SALGSKONTORER - ADRESSER

LOCATIONS - ADDRESSES

HOLDING COMPANY/KONSERN

Øglænd Industrier AS
P.O. Box 133
N-4358 Kleppe
Tel.: + 47 51 78 81 00
Fax: + 47 51 78 81 60
Email: oglind@oglsys.no
www.oglaend-system.com

SUBSIDIARY/DATTERSELSKAP

Norway

Øglænd System AS
Head office/factory
P.O. Box 133
N-4358 Kleppe
Tel.: + 47 51 78 81 00
Fax: + 47 51 78 81 60
Fax sales office: + 47 51 78 81 61
Email: oglaend@oglsys.no
www.oglaend-system.com

Dubai (Middle East)

Øglænd Industries Middle East
Tel.: + 971 4 3415986
Fax: + 971 4 3415987
Mobile: + 971 50 55 86 183
Email: oglaendsys_me@xmail.com
www.oglaend-system.com

The Netherlands

Øglænd System BV
Tel.: + 31 1804 14 204
Fax: + 31 1804 19 395
Email: info@oglaend-system.nl
www.oglaend-system.com

Singapore (South East Asian)

Øglænd System Singapore Pte. Ltd.
Tel.: + 65 67 48 82 78
Fax: + 65 67 48 86 15
Email: oglaend.system@pacific.net.sg
www.oglaend-system.com

Sweden

Øglænd System AB
Tel.: + 46 (0)46 25 81 40
Fax: + 46 (0)46 25 81 45
Email: oglaend-system@oglsys.se
www.oglaend-system.com

UK

Øglænd System UK Ltd.
Tel.: + 44 121 552 9662
Fax: + 44 121 544 6627
Email: oglaend.system@oglsys.co.uk
www.oglaend-system.com

Korea

Øglænd System Korea Co Ltd
Tel.: + 82 518 320 761
Fax: + 82 518 320 762
Email: oglaend@oglaend-system.co.kr

SALGSKONTORER/SALES OFFICES

Norway

Øglænd System AS, Oslo division:
Tel.: + 47 22 25 15 10
Fax: + 47 22 25 25 21
www.oglaend-system.com

Øglænd System AS, Ålesund division:

Tel.: + 47 70 19 09 50
Fax: + 47 70 19 09 51
www.oglaend-system.com

Øglænd System AS, Trondheim division:

Tel.: + 47 73 80 99 70
Fax: + 47 73 80 99 77
www.oglaend-system.com

AGENTER - FORHANDLERER/ AGENTS - DISTRIBUTORS

Abu Dhabi

Proserv Albadie LLC
Tel.: + 971 26 27 73 70
Fax: + 971 29 27 79 72
Email: proserv@emirates.net.ae
www.proserv.no

Australia

J. T. Day Pty. Ltd.
Tel.: + 61 8 93 45 33 88
Fax: + 61 8 93 45 30 68
Email: enquiries@jtday.com.au
www.jtday.com.au

Brazil

M.O.TECH do Brazil
Tel.: + 55 21 2532 2101
Fax: + 55 21 2517 2437
Email: motech@motech.com.br
www.motech.com.br

Brunei

Shinba Integrated Engineering services
Tel.: + 673 333-1489
Fax: + 675 333-6333
Email: info@ies.com.bn

Canada

Apel/CSA Enterprises
Tel.: + 1 902 450 5647
Fax: + 1 902 450 5286
Email: urquhart@csarep.com
www.csarep.com

Denmark

Solar AS
Tel.: + 45 76 92 61 50
Fax: + 45 76 92 61 60
www.solar.com

Dubai

Sentor
Tel.: + 971 6 572 8485
Fax: + 971 6 572 8486
Email: sentor@emirates.net.ae

Finland

Elmarino - Shipping OY
Tel.: + 358 22 54 61 00
Fax: + 358 22 54 62 76

Germany

Naval Logistics GmbH
Tel.: + 49 61 83 92 06
Fax: + 49 61 83 92 15
Email: theessen@naval-logistics.com
www.naval@logistics.com

Iceland

Smith & Norland
Tel.: + 354 52 03 000
Fax: + 354 52 03 011
Email: sminor@sminor.is
www.sminor.is

Indonesia

PT. Multi Tarex Mulia
Tel.: + 62 21 3983 5337
Fax: + 62 21 3983 5340
Email: agus@multitarex.co.id
www.multitarex.com

Italy

Chemit Srl.
Tel.: + 390 39 79 62 72
Fax: + 390 39 79 43 70
Email: sales.electrical@chemit.it
Web: www.chemit.it

Malaysia

Esteem Link (Letrik Utama) SND BHD
Tel.: + 60 6 85 417 230, 430 580
Fax: + 60 6 85 414 352
Email: ellusb@tm.net.my

Scotland

Hydrasun Ltd.
Tel.: + 44 1224 61 86 18
Fax: + 44 1224 61 87 01
www.hydrasun.com

Thailand

Spirit Intertrade Co LTD
Tel.: + 66 2 316 5692-4
Fax: + 66 2 316 5714
Email: dilok@spirit.in.th

USA (Texas and Louisiana)

Source IEC
Tel.: + 1 281 540 9800
Fax: + 1 281 540 9802
Email: bob.johnson@sourceiec.com
www.sourceiec.com

Qatar

Petrofac Qatar
Tel.: + 974 4353 336
Fax: + 974 4554 448
Email: pfacq@qatar.net.qa
www.petrofac.com

Vietnam

MT Corporatin
Tel.: + 848 821 0373
Fax: + 848 821 0358
Email: mail@mt-co.com



- ★ HEAD OFFICE AND FACTORY / HOVEDKONTOR OG FABRIKK
- SUBSIDIARIES / DATTERSELSKAPER
- AGENTS - DISTRIBUTORS / AGENTER - FORHANDLERE
- ▲ SALES OFFICES / SALGSKONTORER
- X FABRICATION FACILITIES / FABRIKASJONSSTEDER

SIMPLY THE BEST!

Dette har vært vårt motto helt siden firmaet ble grunnlagt i 1977.

Ved å følge dette mottoet har vi blitt markedslederen innen våre felt – globalt.

Øglænd Systems mål er å utvikle systemer som er de beste, enkleste og mest økonomiske på markedet.

This has been our motto since the company was founded in 1977. By living up to the motto we have become the market leader in our field – worldwide.

Oglaend System's goal is to develop systems that are better, simpler and more economic overall.



Konsern/Holding company:
Øglænd Industrier AS,
P.O. box 133, N-4358 Kleppe,
Tel.: +47 51 78 81 00, Fax: (47) 51 78 81 60

Datterselskap/Subsidiary:
Øglænd System AS
Hovedkontor fabrikk/Head Office factory:
P.O. box 133, N-4358 Kleppe,
Tel.: +47 51 78 81 00, Fax: (47) 51 78 81 60
Fax sales office: +47 51 78 81 61